

 LIENZOS®

# Wallmurals



BEST OF



Add wealth and harmony to your home with a botanical mural. Green is the color that represents all things alive, from the smallest leaf to large fields and deep forests.





# BOTANICAL






R13051 **R**

# Bellewood

This inviting and mysterious forest is based on several toile designs where we only picked the trees from the romantic sceneries. If you want to fill the woods with a love message of your own, you can always use our design studio to carve your beloved's name in one of the tree trunks.




R13052 **R**



R13053 **R**



R13054 **R**



R13057 **R**





**BOTANICAL 7**


REBEL WALLS | BEST OF



# Perspective Jardin

The windows offer a glimpse at progress seeking to overtake the past. Looking out, you can see that man has lost the battle with nature here. This mural will give you depth, view, and perspective to a room without a garden view.



R14371 









# Mischievous Monkeys

You'll find the curious monkey and his brisk friends hiding amongst the lush green foliage of this wallpaper. The jungle you create looks straightforward at first glance, whether it's on one wall or throughout a room – only revealing the hidden cheeky monkeys on closer inspection.



R14591 




R14592 











R14531 

## May Meadow

---

This wild meadow is inspired by stories of journeys – long and dangerous – and by the dream of finding a place to call home at their end. The mix of flowers in this pattern creates a riot of color, and this wallpaper can be used throughout a room to produce a springtime meadow of your very own.




R14532 










R13141 

## Meadow

---

Is it difficult to decide which is your favorite of all wildflowers? Then take the entire meadow home with you!



R13142 











# Blooming

The breathtaking beauty of flowers in full bloom is delightfully perceived in this classic oil painting. Giving the illusion of an old oil painting, the colors have dried out creating charming cracks that run decadently over the canvas. This statement wall mural is grandiose and irresistible at the same time.



R15391 






**BOTANICAL 17**  
REBEL WALLS | BEST OF



# Factory Window

These are windows from an old textile factory – some of them are old, from the factory's glory days, and some are new, installed to keep out the rain. This wall mural will give you depth, view and light to a room without a garden view.



R14381 







# Leaf Love

Green is said to be the color that the human eye can determine the most shades out of, that is – the richest color! Create a lush green corner of your home with this courageous mural. A diagonal grid runs across the motif for a softer expression.




R14001









Transform the look of your walls and the decor of your room with a stunning surface mural. Whether you like the look of concrete, traditional bricks or steel plates, we got it!





# SURFACES






# Patina

This is a hand-painted wallpaper design giving every room a patinated vintage feeling.



R12711 








# Industrial Ivory

Whilst ivory paint has often been the choice of muted, traditional spaces; this wall reveals the aesthetic grace that can be found in the aging process. It's a contemporary twist on a more traditional paint choice.



R14321 








## Perspective Manoir

This may be the last image caught of this magnificent inner façade – the walls and floor almost caved in when shooting this photo. The true-to-size windows offer light and a view where there was previously just a plain wall.



R14201 








# Wooden Concrete

This concrete surface brings a raw, yet subtle look to your wall.



R15001 








# Steel

This wallpaper design is picturing scratched, metal clad, steel plates creating a cool industrial image for your home. Its cool facade enhances the contrast between soft and hard, warm and cold. Combined with big soft blankets and pillows it will feel like home. Or keep the cool industrial style if you dare to be edgy.




R12671 **R**






ALUMINUM  
TRADE MARK  
MADE IN U.S.A.






R14871 


## Soft Bricks


---

Ever wanted a brick wall? These white bricks fit perfectly in any space you would like to wallpaper.



R14873 



R14872 








# Battered Wall

This wall exists at our favorite café. When they renovated and stripped the wall off it's layers of wallpaper and paint this beautiful surface emerged. The wall looked so good they kept it the way it is. Since it has become a great source of inspiration to us it was only fitting that we should share it. We booked a photo shoot and the wallpaper Battered Wall came to be. It looks just as nice at the café as it does in a home. Where would you hang it?



R12791 










# Industriel Urban Farm L.A.

The crates are real boxes collected from all over California. If you happen to be in L.A. and are hungry for urban French cuisine, you simply must visit the lovely restaurant sharing the name with our wall-paper design Industriel Urban Farm L.A.



R12901 



R12902 





M&H  
POTTLING CO.

SANTO'S  
DETROIT

WELCH

CANADA DRY BOTTLING CO.  
BRAND RAPIDS MICH.

APPLE  
SANTO'S  
DETROIT  
No. 132

IMPORTED BY  
JAMES M. MCCUNN CO. INC. FOR  
ESTRADA IMPORT & EXPORT CO.  
2109 STRAND  
GALVESTON, TEXAS.  
PERMIT No 10-187.

LOS ANGELES  
7up  
SWEET UP BOTTLING CO.

H.P. HOOD & SONS  
BOSTON, MASS.  
CHARGE CASE

EXCELSIOR BOTTLING CO.  
BEVERAGES  
READING PA.

BERWYN  
5<sup>th</sup> DAIRY<sup>th</sup> 40

SANTO'S  
ROYAL CROWN  
MUGILAGE  
SANTO'S MFG. CO.  
CHICAGO ILL.

BERWYN  
5<sup>th</sup> DAIRY<sup>th</sup> 40

GRAND ISLAND, NEB.

M&H  
POTTLING CO.  
SAN ANTONIO, TEXAS.

EXCELSIOR BOTTLING CO.  
CARBONATED  
BEVERAGES  
READING PA.

Hires  
ROOT BEER  
WITH ROOTS-BARKS-HERRS

SOCIETY  
SOCIETY



Nature has a calming effect on your way of living, and with the help of a wall mural, you get the opportunity to be close to nature even though you may live in a busy town.






# NATURE



# Morning Fog

Fog among the trees creates a soft gradient grayscale – this subtle, yet stunning wall mural design will give your room a soothing atmosphere. The way the mist blends in with all the trees almost got an artistic approach, doesn't it?



R15301 








# Cuddle Clouds

Who hasn't dreamed of taking a nap surrounded by fluffy clouds? In Cuddle Clouds, your dream can become a reality. Just place the tapestries in the bedroom and dreamlike rest will surely be achieved. The wallpaper is repeatable sideways.



R14011 









# Swaying Reed

Experience summer in its full beauty – a calm breeze from the ocean quietly sways the reed. Dress the room with that sense of coast and sea at its best. This wallpaper is repeatable sideways and works just as well on one or several walls in the room.



R13602 





NATURE 47

REBEL WALLS | BEST OF



# Birch Trunks

Bring the Scandinavian forest home with you. In winter, birch trees become minimalistic with their simple white trunks and dark branches.



R13031








# Pine Forest

The pine trees in this picture stand in the foreground and in the background, this creates a certain depth to the image and you almost want to step in to the wilderness and see where the path is taking you. There is something mysterious about the view, real but surreal at the same time.



R13711







# Above The Clouds

Who hasn't dreamed of flying? With this wallpaper your thoughts get visual support, providing you the same view that you would have if you had wings. Fluffy blue and white clouds surround you.



R13681







# Scandinavian Light

A sea of grass in Gotland surges across this wallpaper in shades of blue, inspiring calm and clarity.



R12971







# Old Pine Trees

A peaceful photo wallpaper depicting courageous pine trees overlooking the ocean.



R13021









Dream big! Whether your little one wants to visit the jungle, ride on a wave or look up at the starry sky – nothing is impossible.





# KIDS






# Woods of Wonder

These giant mushrooms will have you feeling like you're in a land of wonder, whether you're a little or a big kid. The sideways repeatable design plays with perspective and has the potential to dwarf an entire room.




R14481 










R14461 

## The Enchanted Forest

This design brings to mind secrets and shadows, and is inspired by an enchanted forest where magical creatures tread softly upon the fern beds. This sideways repeatable design can be used throughout a room to create a really powerful effect.



R14462 










# The Rabbit's Playground

This detailed woodland scene is home to many good friends, playing comfortably and planning their next great adventure. The sideways repeatable design can be used for more than one wall, to create a woodland oasis wherever you choose.



R14551 









# High Seas


Adventure and daring are what treasure hunts are made of, and this sideways repeatable design captures that feeling perfectly. It's inspired by the old-fashioned copperplate illustration technique, full of hand-drawn lines and a real sense of the time taken to produce such a work.



R14501 **R**



R14502 **R**



R14503 **R**






UP ALL NIGHT







R14611 **R**



R14612 **R**



R14613 **R**



R14614 **R**

## Jungle Land

An exotic jungle in a faraway land – or at least as it was imagined by the unknown artist who once upon a time created the illustration that this wallpaper mural pattern was based upon. Evoke dreams in your own home about distant shores, and the creatures awaiting beneath the trees in the jungle, with this fascinating wall mural.









# London Houses

In North West London, you'll find Notting Hill with its adorable townhouses. Here you see our take on their timeless architecture – created with 2D drawings, arranged and photographed in 3D.




R14601 









R14091 **R**



R14092 **R**

## Pulse of Passion

Wide strokes of the brush without hesitation, sudden stops in the line, a caution which generates its own pattern and then new, sudden and delightful flings in the pattern. This is a crazy pattern, but we love it and its cheeky lines!



R14093 **R**



R14094 **R**



R14095 **R**







# Verona

Love graffiti from the walls of Casa Di Giulietta – Juliet's house in Verona, Italy.  
From William Shakespeare's famous play "Romeo and Juliet" 1595.

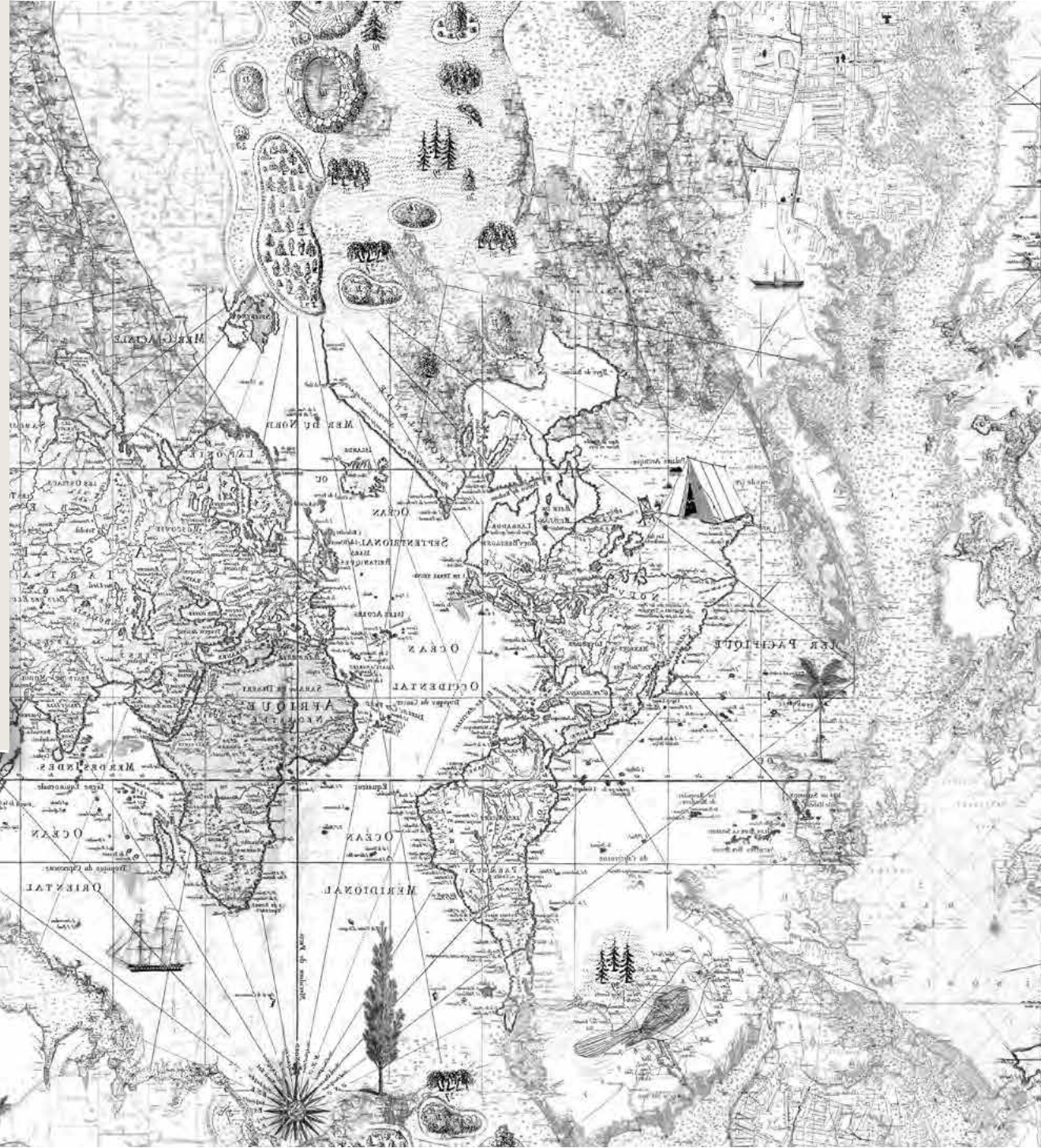


R13731 **R**









Maps haven't only been used for navigation, but also as a form of communication throughout world history. They have a unique way of introducing ideas and concepts – in an artistic way.



# MAPS







## School Atlas

Do you remember the school maps? The zealously accounting and heavily used ones? Here, we have one of those as a wall mural. Beautiful and well-used, and in some places the paper has even developed holes.

R13901



R13902









# Globes Gathering


Get the multicultural mindset going with this complex, yet stylish pattern with terrestrial globes.




R13881 **R**



R13882 **R**



R13883 **R**



R13884 **R**








# Paper Mountains

Sheer maps in layers upon layers meet illustrations and the soft grayness of the graphite pencil. Place the wallpaper on every wall of the room to create an entire mountain range, with the birds' flight over the mountains as the finishing touch.



R13871 

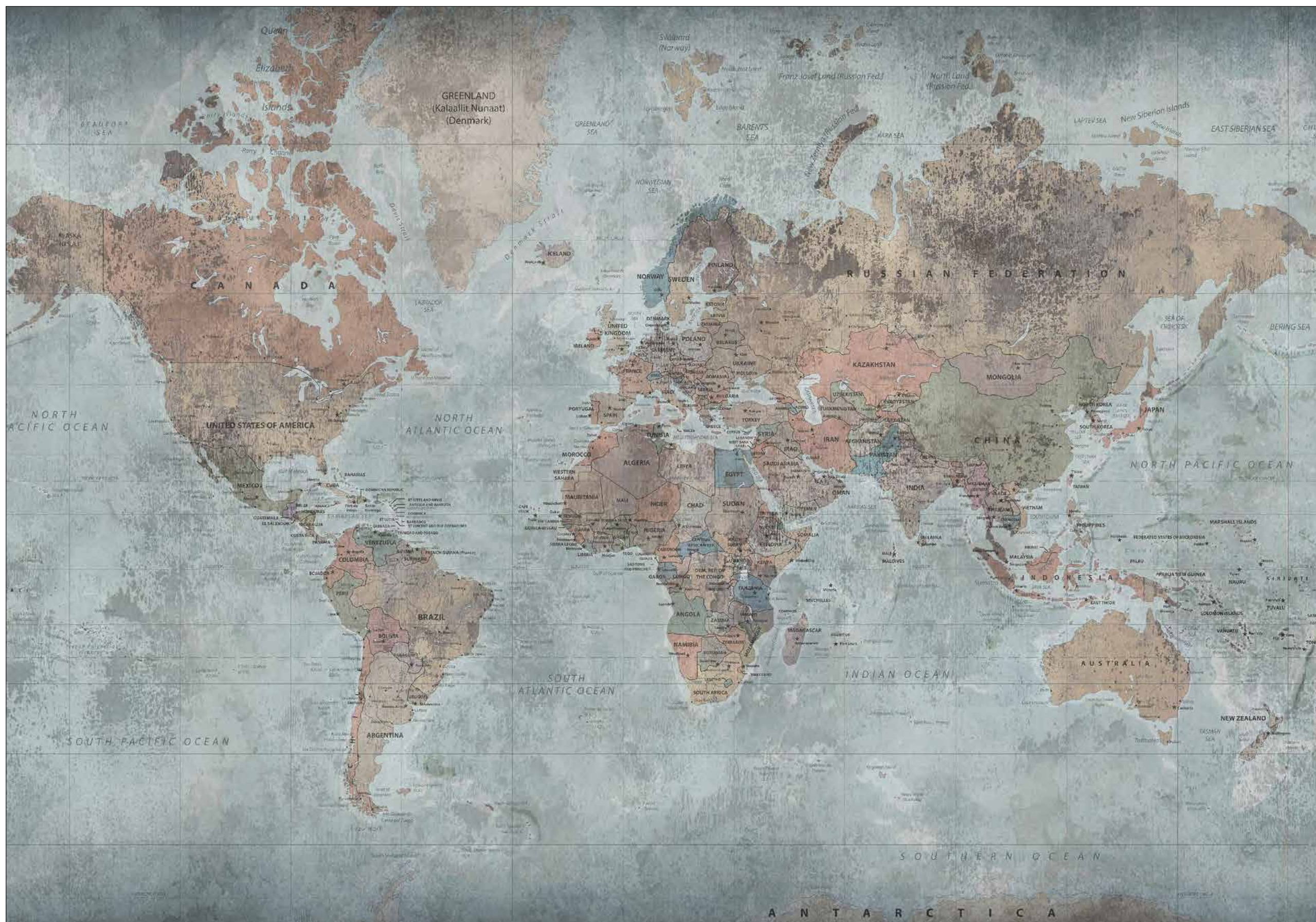







# Around the World

Whether you're planning to conquer the world or just planning a trip, this world map wall mural will inspire you. Choose your own world view with this spinnable world map design – enter your wall dimensions and find your favorite spot in the world.



R15351 








# Atlas of Astronomy

A wallpaper for the ceiling. Straight up. What else? This is an amazing illustration of the northern hemisphere's star map anno 1869. Illustrated constellations rest against an unimaginably beautiful, blue-toned background. Would you dare?



R13811





MAPS 87  
REBEL WALLS | BEST OF





R10771



R10772



R10773

## World Map

Whether your planning to conquer the world or just planning a trip, this world map wall mural will inspire you.











R13861 **R**



R13862 **R**



R13863 **R**

## Treasure Hunt

Can you find the tent? The ship? The palm trees? In this wall mural with its ingenious pattern, you can go on endless expeditions. Compilations of different types of maps are the foundation for the design. Create a saga of your own while traversing the terrain.





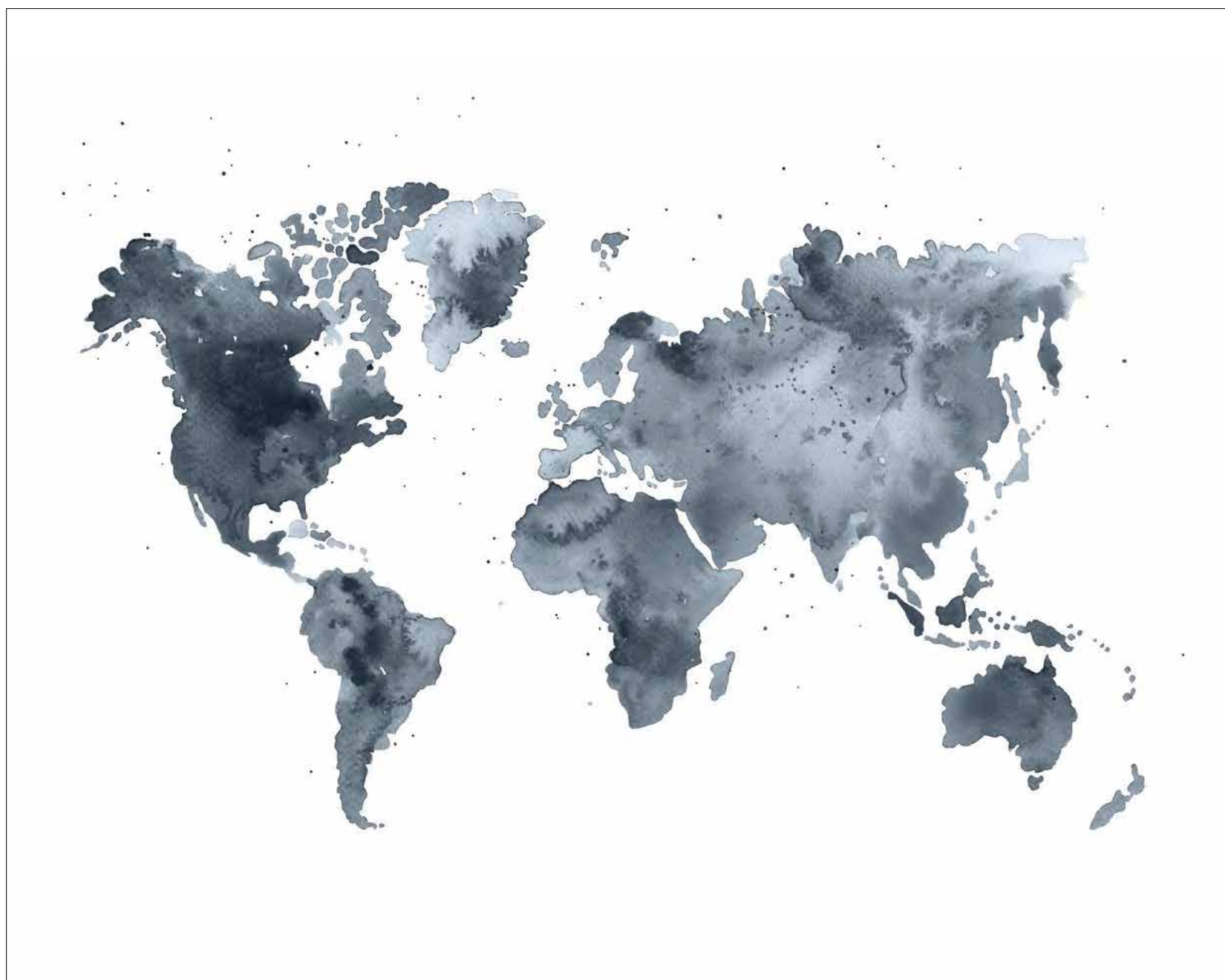




R13431

## Rainbow World

This lovely world map mural would not look out of place in most rooms in your home, but it would also grace an office or reception area. The attractively colored land masses in rainbow hues have a soft, subdued water color effect, making them visually appealing to the eye. The merging of the colors give movement to the picture.

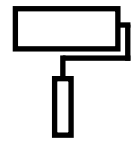


R13432







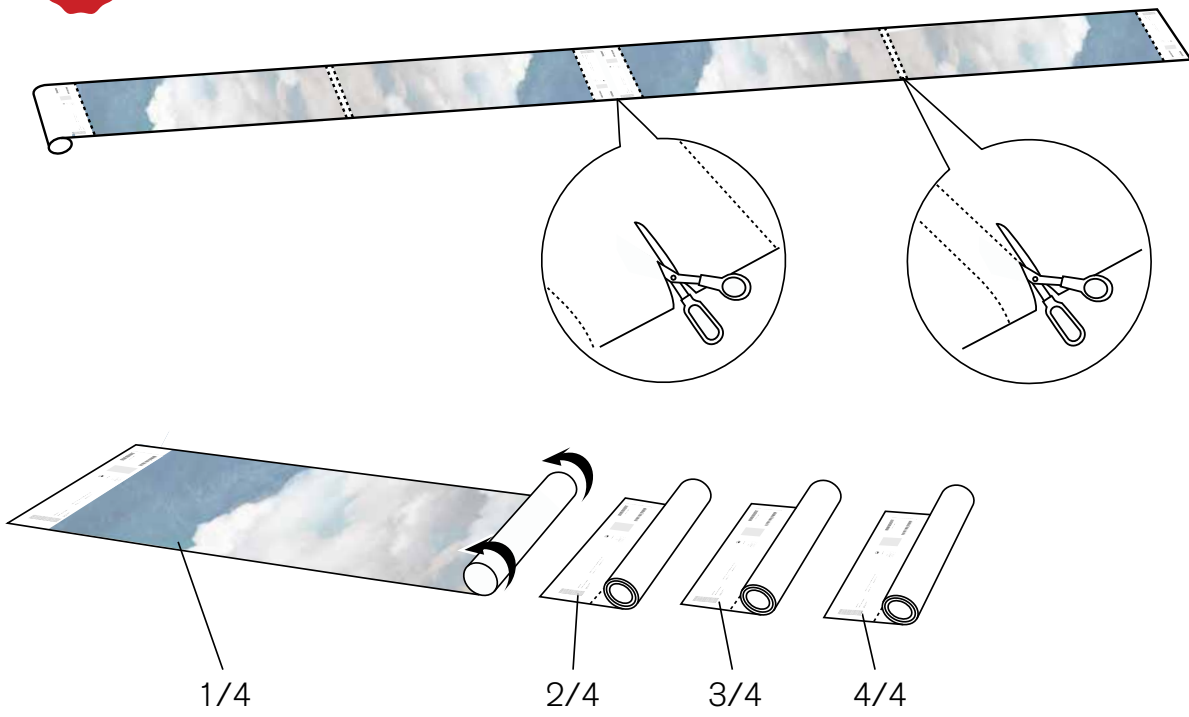


# HANGING INSTRUCTIONS


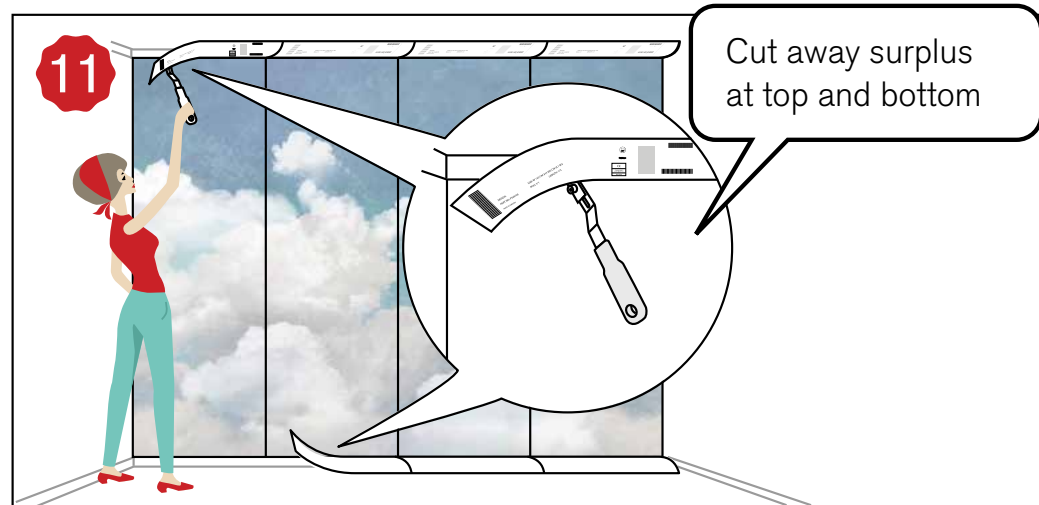
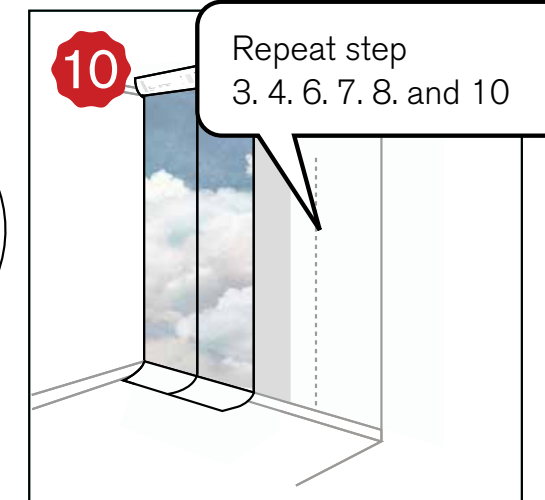
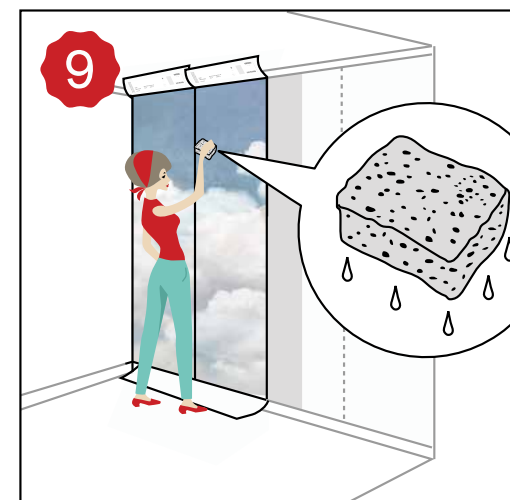
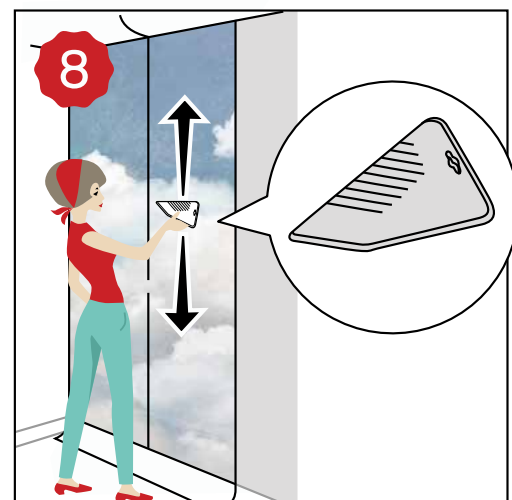
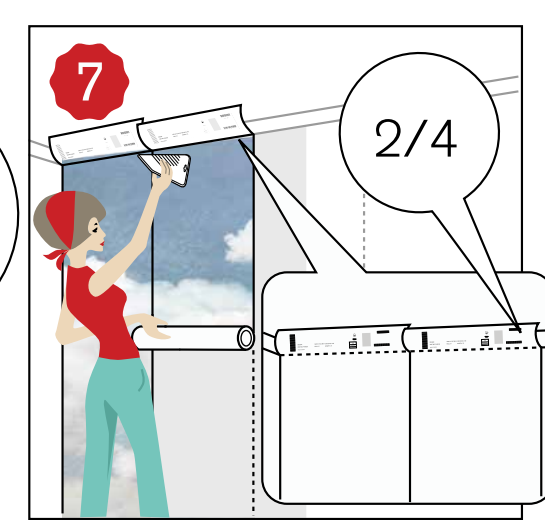
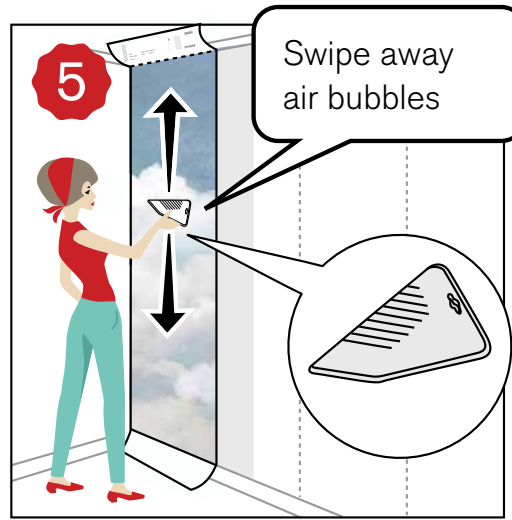
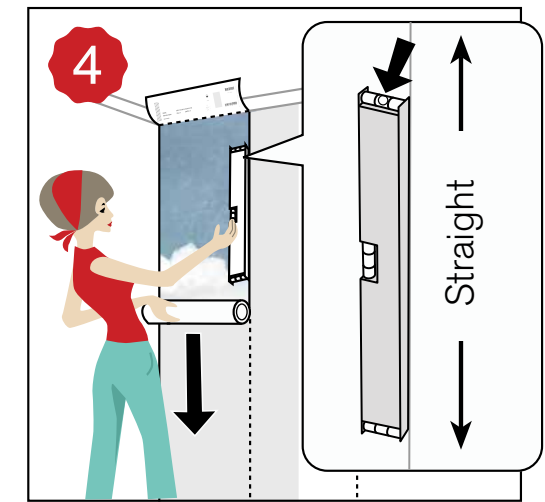
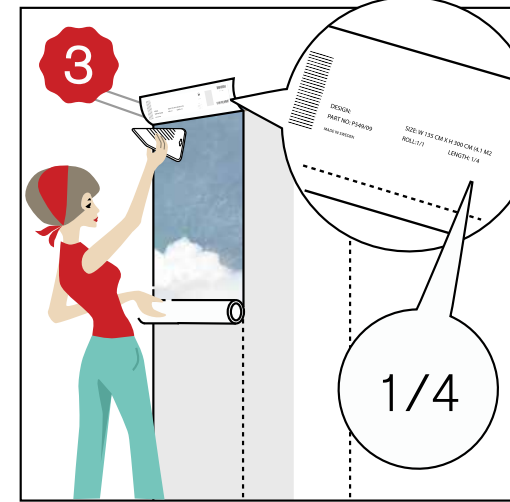
Follow these hanging instructions and your wallpaper will be up in no time!

→|← = STRAIGHT MATCH

1



45 CM









## BEFORE YOU BEGIN

The surface of the wall must be smooth, clean, dry and sound. Flaking paint and loose wallpaper should be removed, and any uneven surfaces must be filled. Give the wall a prime coating if its colour is very different to the new wallpaper. Very absorbent surfaces, such as plaster walls, should be sized.

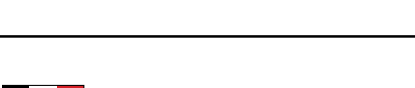


## FÖRETAPETSERING

Väggen ska vara slät, ren, torr och väl förankrad. Gammal färg och tapet som inte sitter fast måste tas bort och spacklas över vid behov. Grundmåla om väggen har starka färgskiftningar. Förlimma om underlaget är starkt sugande, som exempelvis en gipsvägg.




Die Wand muss glatt, sauber, trocken und gut befestigt sein. Alte, nicht fest haftende Farbreste, sowie Tapetenreste sind zu entfernen und bei Bedarf zu verspachteln. Die Wand muss neu grundiert werden, falls sie starke Farbunterschiede zur neuen Tapete aufweist. Wenn die Unterlage, wie z. B. eine Gipswand, sehr saugfähig ist, muss sie eingekleistert werden.





### AVANT DE COMMENCER

La surface du mur doit être lisse, propre, sèche et saine. La peinture qui s'écaille et les résidus de l'ancien papier peint doivent être enlevés. Toutes les surfaces inégales doivent être égalisées. Appliquez une sous couche sur le mur, si sa couleur est très différente du nouveau papier peint. Les surfaces très absorbantes, comme des murs de plâtre, doivent être enduites.




### ANTES DE EMPEZAR

La superficie de la pared debe estar lisa, limpia, seca y saneada. Cualquier resto de papel opintura deben ser eliminados, y si hay huecos deben ser masillados. Dar la pared una capade imprimación, en caso de paredes nuevas de yeso, madera o de placas de yeso prefabricado tipo Pladur. Se recomienda pintar la pared de un color similar al del fondo del mural si ésta no fuera de color blanco.




### ENNEN TAPETOINTIA

Seinäin tulee olla sileä, puhdas, kuiva ja luja. Poista itomaali ja –tapetit ja silota seinä tarvittaessa. Pohjamaalaa seinää, jos siinä on suuria säävyeröjä. Esiilimaa voimakkaasti imevä alusta kuten esimerkiksi kipsiseinä.



Поверхность стены должна быть гладкой, чистой, сухой и прочной. Удалите отслаивающуюся краску или остатки старых обоев и зашлифуйте все неровности. Если цвет стены сильно отличается от цвета обоев, ее необходимо загрунтовать. Поверхности с сильной впитывающей способностью (например, оштукатуренные) следует предварительно промазывать клеем.



## 粘貼前注意事項

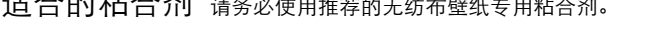
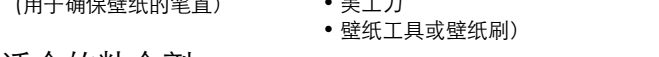
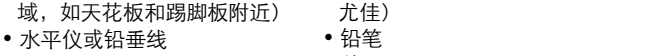
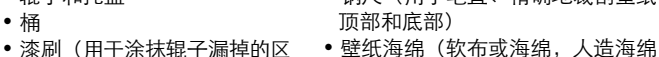
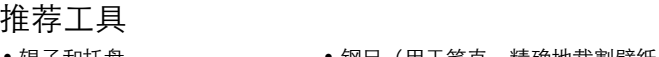

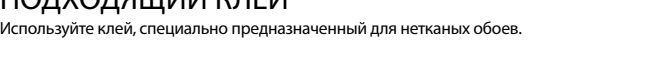

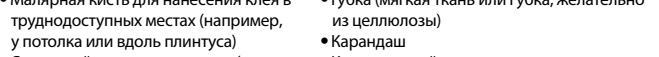
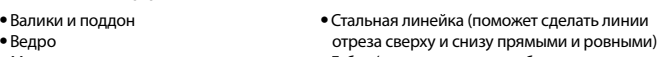



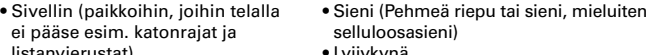
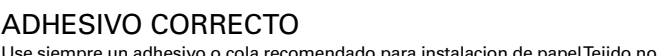
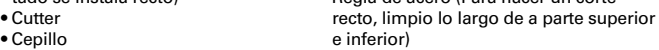
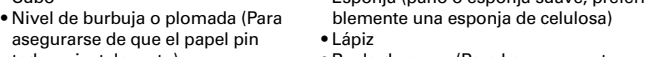
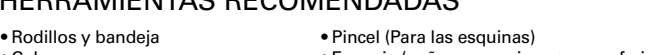
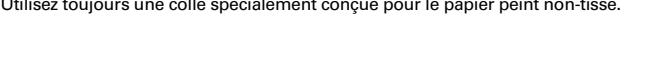

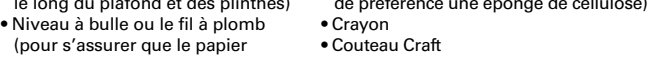
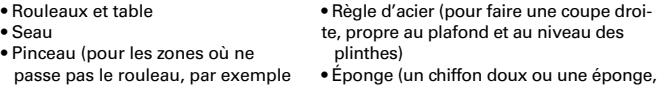

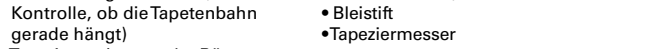
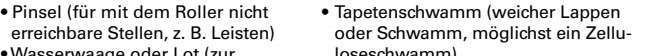
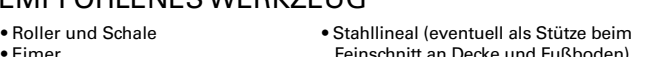
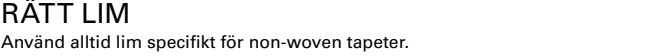

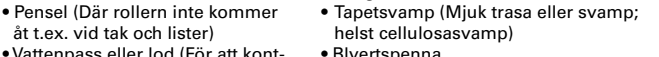


牆面必須平滑、潔淨、干燥、完好。應消除剝落的油漆或松動的壁紙，且必須填平任何不平整的表面。如果牆面與新壁紙的顏色存在較大差異，請為牆面塗抹底漆。石膏牆等吸附能力較強的牆面應塗抹膠料。

## RECOMMENDED TOOLS

- Rollers and tray
- Bucket
- Pencil
- Craft knife
- Paintbrush (For the areas that the roller misses, e.g. along the ceiling and skirting boards)
- Ställinjal (För ev. stöd vid renskärning vid golv och tak)
- Tapetsvamp (Mjuk trasa eller svamp; helst cellulosasvamp)
- Blyertspenna
- Tapetkniv

## RIGHT ADHESIVE


Always use an adhesive specially recommended for non-woven wallpaper.



## HANGING WALLPAPER 1→11

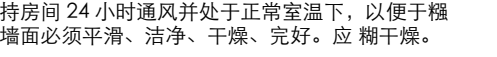
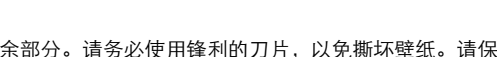
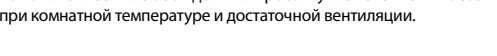
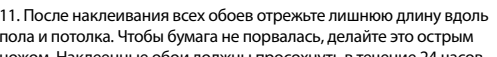
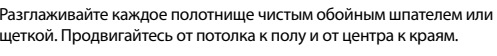


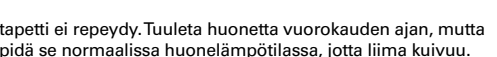

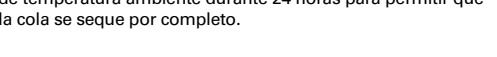
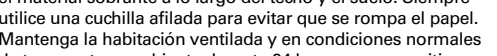
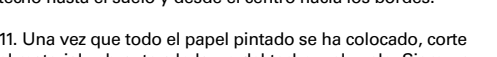
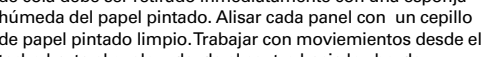


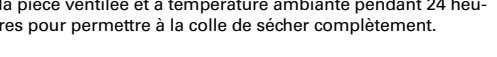
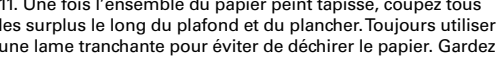
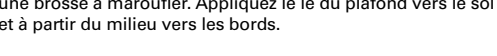
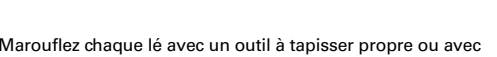
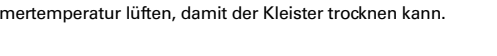
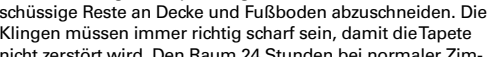
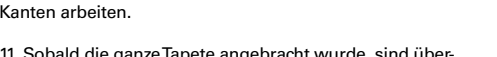
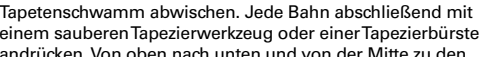
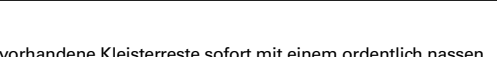
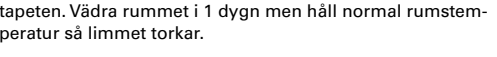
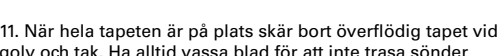
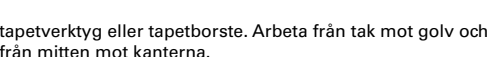

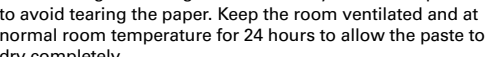
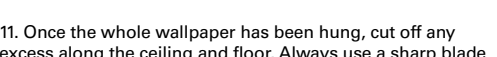
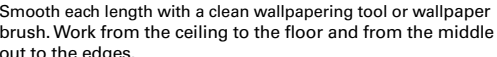
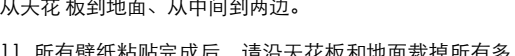
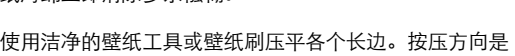
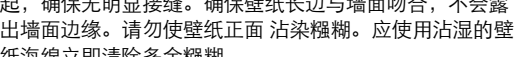
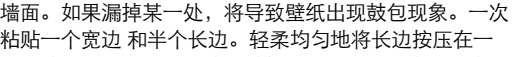
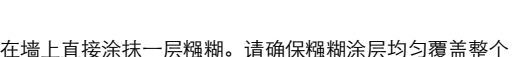
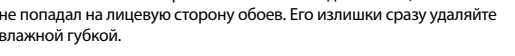
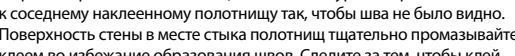
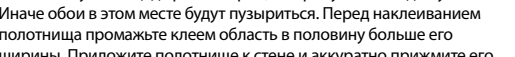
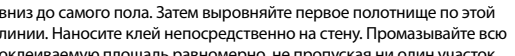

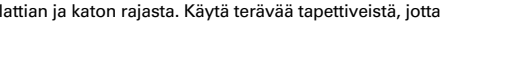
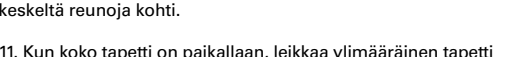
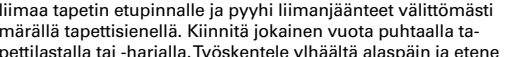
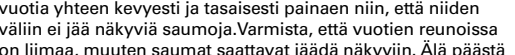
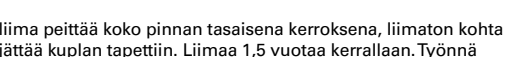

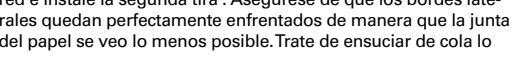
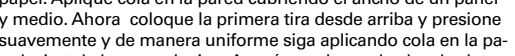
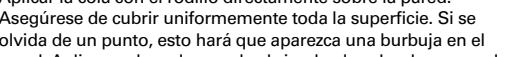
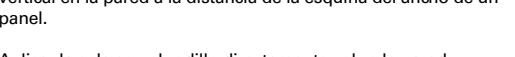
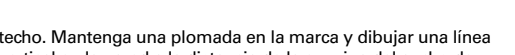

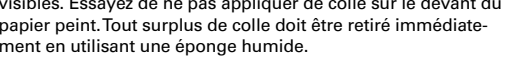
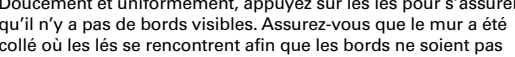
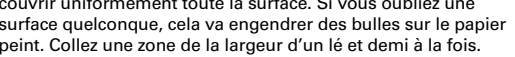
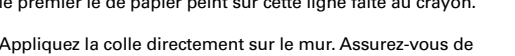
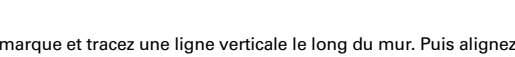

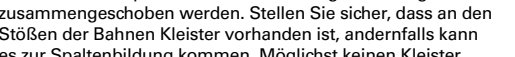
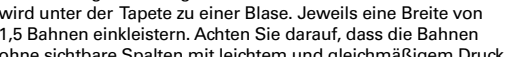
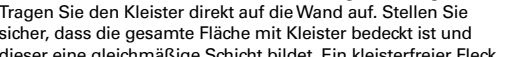
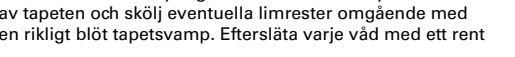
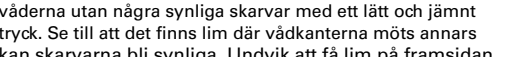
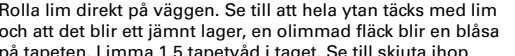
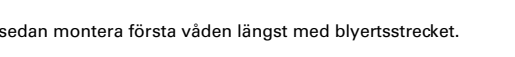

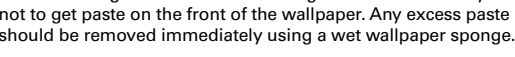
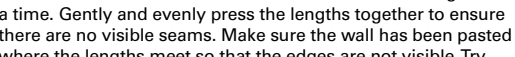
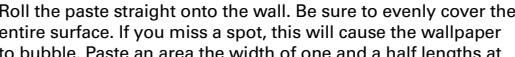
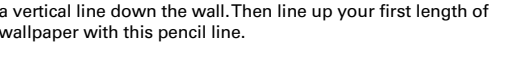
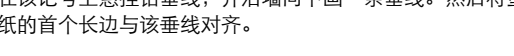
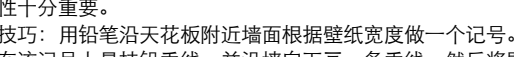
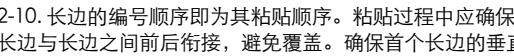
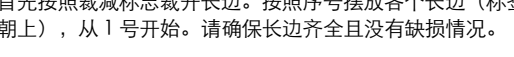
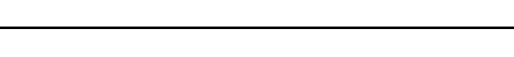
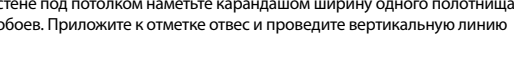
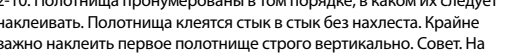
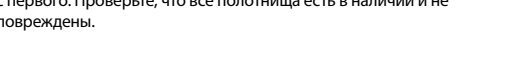
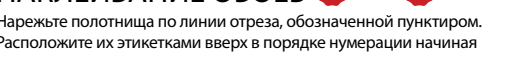
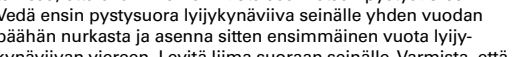
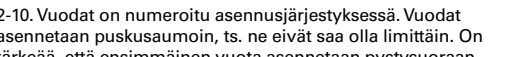
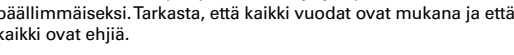

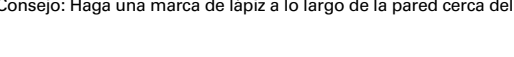
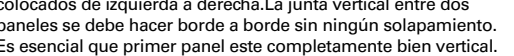
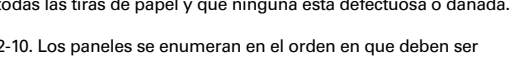
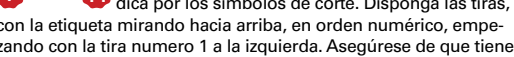

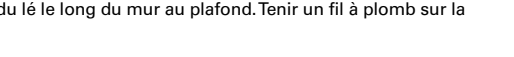
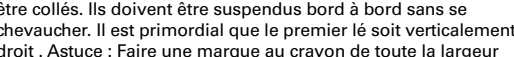
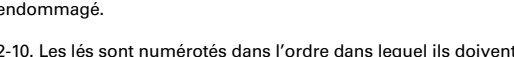
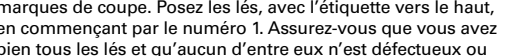

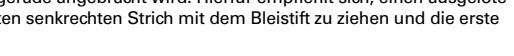
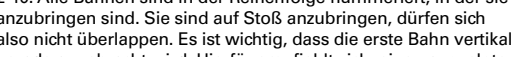
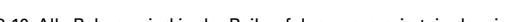
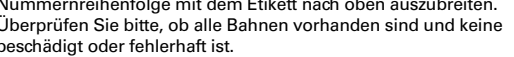
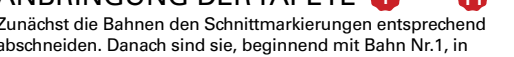

Start by dividing the lengths as indicated by the cutting symbols. Lay the lengths, with the label facing upwards, in numerical order starting with length number 1. Make sure you have all the lengths and that none of them are defective or damaged.

2-10. The lengths are numbered in the order in which they must be hung. The lengths should be hung edge to edge without any overlapping. It is essential that the first length is vertically straight. Tip: Make a pencil mark one wallpaper width along the wall near the ceiling. Hold a plumb line on the mark and draw



Börja med att dela isär våderna enligt skärmarkeringarna. Lägg sedan våderna med etiketten uppåt i nummerordning med våd nr.1 först. Kontrollera att alla våder är med och ingen våd är defekt eller skadad.

2-10. Alla våder är numererade i den följd de ska monteras. Våderna ska monteras kant i kant vilket innebär att de inte ska överlappas. Det är viktigt att första våden monteras rakt. Tips är att göra ett lodat blyertsstreck, en tapetvåd in på väggen och



## INSTRUCTIONS 95

REBEL WALLS | BEST OF






R13051 | BELLEWOOD **R**



R13052 | BELLEWOOD, RAINBOW **R**



R13053 | BELLEWOOD, BLACK TOILE **R**



R13054 | BELLEWOOD, GREY TOILE **R**



R13057 | BELLEWOOD, PINK **R**



R14371 | PERSPECTIVE JARDIN **R**



R14591 | MISCHIEVOUS MONKEYS **R**



R14592 | MISCHIEVOUS MONKEYS, LUSH **R**



R14531 | MAY MEADOW **R**



R14532 | MAY MEADOW, PASTEL **R**




R13141 | MEADOW **R**



R13142 | MEADOW, COLOR **R**



R15391 | BLOOMING **R**




R14381 | FACTORY WINDOW **R**



R14001 | LEAF LOVE



R12711 | PATINA **R**



R14321 | INDUSTRIAL IVORY **R**



R14201 | PERSPECTIVE MANOIR **R**







R15001 | WOODEN CONCRETE **R**




R12671 | STEEL **R**



R14871 | SOFT BRICKS **R**



R14872 | SOFT BRICKS, GREY **R**



R14873 | SOFT BRICKS, PINK **R**



R12791 | BATTERED WALL **R**



R12901 | INDUSTRIEL URBAN FARM L.A. **R**



R12902 | INDUSTRIEL URBAN FARM L.A. VINTAGE **R**




R14011 | CUDDLE CLOUDS **R**



R15301 | MORNING FOG **R**



R13602 | SWAYING REED **R**



R13031 | BIRCH TRUNKS



R13711 | PINE FOREST



R13681 | ABOVE THE CLOUDS



R12971 | SCANDINAVIAN LIGHT



R13021 | OLD PINE TREES



R14481 | WOODS OF WONDER **R**



R14461 | THE ENCHANTED FOREST, DAYLIGHT **R**




R14462 | THE ENCHANTED FOREST **R**





R14551 | THE RABBIT'S PLAYGROUND R



R14501 | HIGH SEAS, BLACK R




R14502 | HIGH SEAS R



R14503 | HIGH SEAS, HENDERSON BLUE R




R14611 | JUNGLE LAND, VINTAGE R



R14612 | JUNGLE LAND R



R14613 | JUNGLE LAND, VERDANT R



R14614 | JUNGLE LAND, COLOR R



R14601 | LONDON HOUSES R



R14091 | PULSE OF PASSION R



R14092 | PULSE OF PASSION, WHITE R



R14093 | PULSE OF PASSION, BLUE R



R14094 | PULSE OF PASSION, MINT R



R14095 | PULSE OF PASSION, PINK R






R13731 | VERONA **R**



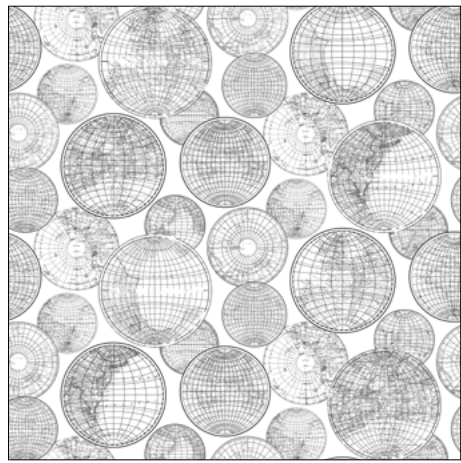
R13901 | SCHOOL ATLAS




R13902 | SCHOOL ATLAS, RAINBOW



R13881 | GLOBES GATHERING **R**



R13882 | GLOBES GATHERING, BLACK AND WHITE **R**



R13883 | GLOBES GATHERING, BLUE **R**



R13884 | GLOBES GATHERING, DEW **R**



R13871 | PAPER MOUNTAINS **R**



R15351 | AROUND THE WORLD **R**



R13811 | ATLAS OF ASTRONOMY



R10771 | WORLD MAP



R10772 | WORLD MAP, BROWN



R10773 | WORLD MAP, BLUE



R13861 | TREASURE HUNT **R**



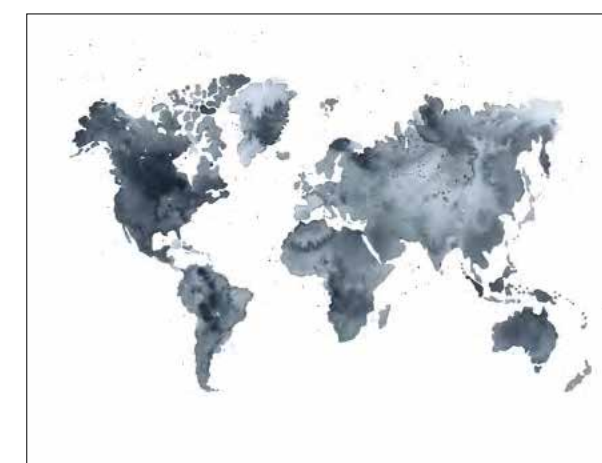
R13862 | TREASURE HUNT, MIDNIGHT **R**



R13863 | TREASURE HUNT, BLACK AND WHITE **R**



R13431 | RAINBOW WORLD



R13432 | DUSKY WORLD



## HOW IT WORKS

- 1) Select your wallpaper from the collection book or on our website.
- 2) Measure the width and the height of your wall.
- 3) Add the width and height of your wall to your order. We produce the wallpaper with your measurements and deliver in a few days.

ARTICLE NO	NAME	PAGE	ARTICLE NO	NAME	PAGE
R10771	World Map	88-89	R14001	Leaf Love	20-21
R10772	World Map, Brown	88-89	R14011	Cuddle Clouds	44-45
R10773	World Map, Blue	88-89	R14091	Pulse of Passion	72-73
R12671	Steel	32-33	R14092	Pulse of Passion, White	72-73
R12711	Patina	24-25	R14093	Pulse of Passion, Blue	72-73
R12791	Battered Wall	36-37	R14094	Pulse of Passion, Mint	72-73
R12901	Industriel Urban Farm L.A.	38-39	R14095	Pulse of Passion, Pink	72-73
R12902	Industriel Urban Farm L.A., Vintage	38-39	R14201	Perspective Manoir	28-29
R12971	Scandinavian Light	54-55	R14321	Industrial Ivory	26-27
R13021	Old Pine Trees	56-57	R14371	Perspective Jardin	8-9
R13031	Birch Trunks	48-49	R14381	Factory Window	18-19
R13051	Bellewood	6-7	R14461	The Enchanted Forest, Daylight	62-63
R13052	Bellewood, Rainbow	6-7	R14462	The Enchanted Forest	62-63
R13053	Bellewood, Black Toile	6-7	R14481	Woods of Wonder	60-61
R13054	Bellewood, Grey Toile	6-7	R14501	High Seas, Black	66-67
R13057	Bellewood, Pink	6-7	R14502	High Seas	66-67
R13141	Meadow	14-15	R14503	High Seas, Henderson Blue	66-67
R13142	Meadow, Color	14-15	R14531	May Meadow	12-13
R13431	Rainbow World	92-93	R14532	May Meadow, Pastel	12-13
R13432	Dusky World	92-93	R14551	The Rabbit's Playground	64-65
R13602	Swaying Reed	46-47	R14591	Mischievous Monkeys	10-11
R13681	Above The Clouds	52-53	R14592	Mischievous Monkeys, Lush	10-11
R13711	Pine Forest	50-51	R14601	London Houses	70-71
R13731	Verona	74-75	R14611	Jungle Land, Vintage	68-69
R13811	Atlas Of Astronomy	86-87	R14612	Jungle Land	68-69
R13861	Treasure Hunt	90-91	R14613	Jungle Land, Verdant	68-69
R13862	Treasure Hunt, Midnight	90-91	R14614	Jungle Land, Color	68-69
R13863	Treasure Hunt, Black and White	90-91	R14871	Soft Bricks	34-35
R13871	Paper Mountains	82-83	R14872	Soft Bricks, Grey	34-35
R13881	Globes Gathering	80-81	R14873	Soft Bricks, Pink	34-35
R13882	Globes Gathering, Black and white	80-81	R15001	Wooden Concrete	30-31
R13883	Globes Gathering, Blue	80-81	R15301	Morning Fog	42-43
R13884	Globes Gathering, Dew	80-81	R15351	Around the World	84-85
R13901	School Atlas	78-79	R15391	Blooming	16-17
R13902	School Atlas, Rainbow	78-79			









BE A REBEL. CLAIM YOUR SPACE.

