

 LIENZOS®

Wallmurals



PALETTE





Make it Your Own

Do you have a place to call your home? Now is the time to truly make it your own. To update, re-evaluate and create room settings that inspire and reflect every aspect of your colorful personality.

Claim your space – Let color guide you

CHAPTERS



ENTER | PAGE 6-17



EAT | PAGE 18-29



RELAX | PAGE 30-41



WORK | PAGE 42-53




PLAY | PAGE 54-65



SLEEP | PAGE 66-77

ENTER


The hallway is the place for take-offs and touchdowns and often lacks natural light. Brave colors and bold patterns will help you make a great first and last impression.




DOORBELL



MAROON



OPEN ARMS




KEY GREY



You spend the least amount of time in the hallway – start your brave journey there.






R13273 

Color Clouds

For unforgettable first impressions and grand exits
– go for gold.




R13274 




Dream Weaver

This intriguing pattern is inspired by the many meetings that take place on the other side of your entrance door.



R12893 **R**




R12894 **R**





Patinated Panels

Exquisite French panels in laid-back, yet confident colors.



R15382 



R15383 



Parisian Panels

The beauty lies in the decay. Go for the all-white French panels or pick the dip-dyed ones for even more character.



R15601 **R**



R15602 **R**



R15603 **R**



Verdant

Create an illusion of depth and space
with a photo wall mural.



R15521




EAT


Spicy and inviting colors set the tone for your mingling, eating, and meetings. An intriguing pattern starts conversations and is a welcomed guest at the dinner table.




BAY LEAF




STEEL



CINNAMON



CURCUMA



STEAM





Tip! Let your spice cabinet inspire your color palette.




Airy Arches

Create an optical illusion of increased ceiling height with the help of graphic columns.



R15491 



R15492 




EAT 21


REBEL WALLS #10 | PALETTE

A Priori

Place a never-ending conversation piece close to the eating area,
and you will never run out of things to talk about.




R15501




Mischievous Monkeys, Lush

The depth in this lush green wall mural creates a sheltered glade and great platform for small secrets and big trusts.




R14592 







French Panels

First you fall for the color, then you notice the adorable French panels, together they will add a sophisticated look to your dining area.



R15441 



R15442 



Patinated Diamonds

Can't decide whether you want a surface wallpaper or a patterned one?
Here's an outstanding combination of both.



R11411 **R**




R11412 **R**




RELAX


In a room that serves as a scene for various personalities and activities, it can be wise to let the colors take a step back.



DUSTY PINK




SMOKED OAK



TRANQUILITY



BREATH



By going for a softer color palette you make natural space for strong and inspiring motifs.






RELAX 31

REBEL WALLS #10 | PALETTE

Pink Dawn

The most hopeful color guards us and the slumbering meadow in this early morning hour.



R15361



RELAX 33

REBEL WALLS #10 | PALETTE



R15371 **R**

Agate

Get good vibes and shimmering color effects with the gemstone agate.



R15372 **R**



RELAX 35

REBEL WALLS #10 | PALETTE

Big Harlequin

The work of a talented watercolorist is too pretty not to blow up in size so that everyone can see.



R15571 **R**



R15572 **R**





RELAX 37

REBEL WALLS #10 | PALETTE

Blooming


Restful dusty pastels harmonize this stunning statement flower pattern.



R15391 

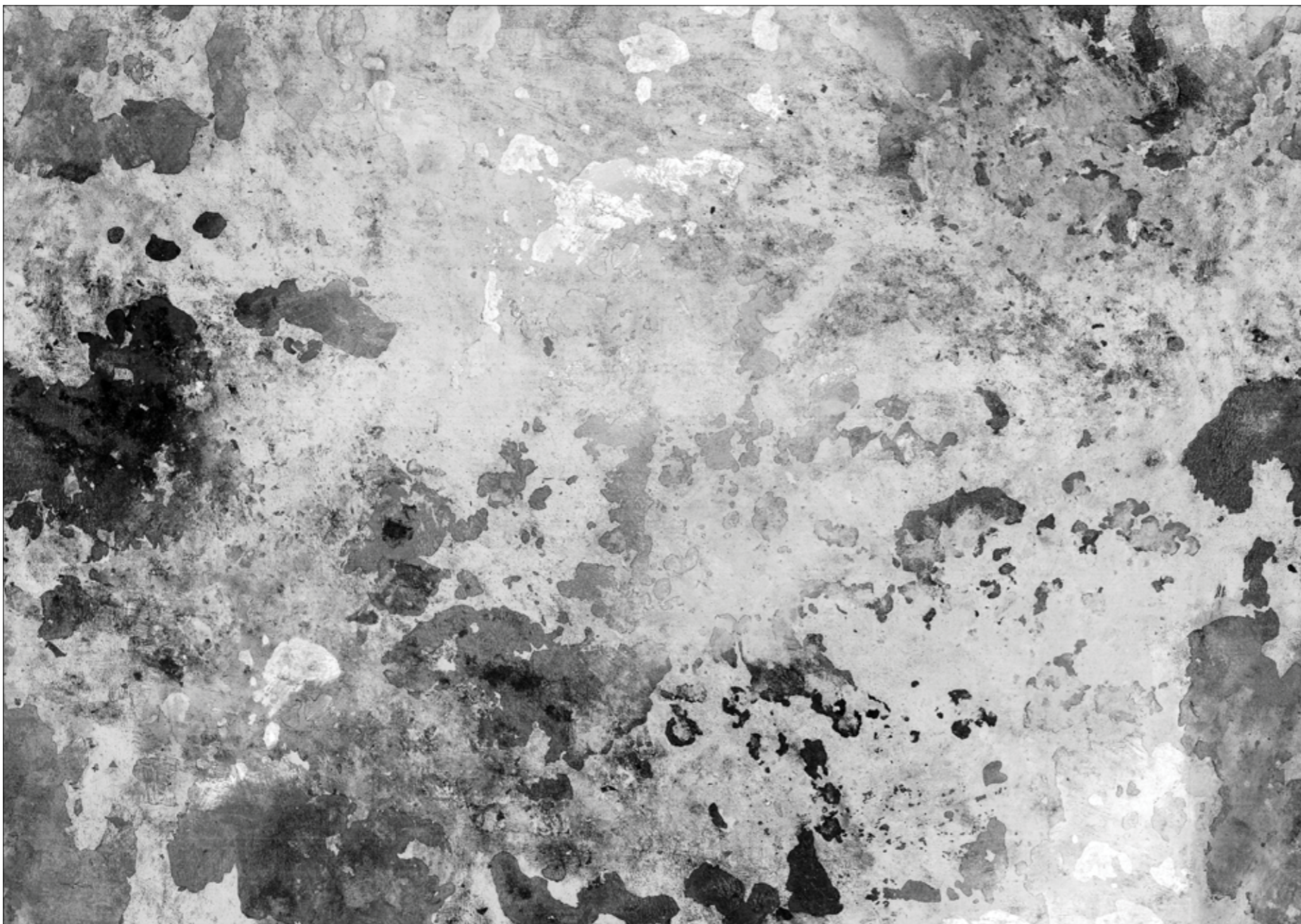





R15471 

Fragments

Looking for the perfect surface wall mural? Look no further. A handmade drawing stands as the original of this soulful mural.



R15472 




RELAX 41


REBEL WALLS #10 | PALETTE

WORK


Glacial colors cool your mind and set the focus. Intriguing patterns get your inspiration going.




Place a wall mural with movement in a room where you generate ideas.




VISION



SPELLBOUND



GRIT





FOCUS




FLOW





R13883 



R13884 

Globes Gathering

Get the multicultural mindset going with a complex, yet airy pattern made of terrestrial globes.





Cacti

Find your inner balance with the help of mesmerizing green colors in the pale morning light.





R15611



WORK 47


REBEL WALLS #10 | PALETTE




R15511 


Ink Colossal

Doubtless and spontaneous ink splashes inspire and dare you to think outside the box.



R15512 






R15451

Frozen Moment

Life is a series of moments and meetings, some more beautiful than others – like this one.



R15452



WORK 51

REBEL WALLS #10 | PALETTE



R15461 **R**



R15462 **R**

Noble Flair


Opposites attract, are you light and whimsical?
Let this wall mural ground you for a change.






PLAY


A room for creativity, dreams, and make-believe can't be trapped in dull colors. Welcome the rainbow indoors.




BUBBLES




ALPACA



CHIPMUNK




ENERGY




PINK KISSES



These fluffy coral clouds is the perfect foundation for dreams, both daydreams and the ones at night.







R14094 **R**

Pulse of Passion

Get your heart rate going with this playful pattern.



R14095 **R**



Coral Clouds

Create a room where dreams thrive. A careless comfort zone where you can decide if the coral colors are a result of dusk or dawn.





R15411 **R**




Horse Herd

If freedom was an animal, it would be a horse. Match this shimmering pattern with golden details in the rest of the interior for a young, yet flawless look.



R15591 



R15592 

60 PLAY


REBEL WALLS #10 | PALETTE



Horse Mania

Discipline, hard work, strong friendship and close bonds come together with horse sports. Inspiring words here depicted in an intricate pattern.



R15551 



THE HORSE

MANNING'S HORSE BOOK

WITH OBSERVATIONS ON BREEDING CAVALRY HORSES, BY CECIL, LONDON: G. ROUTLEDGE & CO. PAIRINGTON NEW YORK, 14, BEEKMAN ST. 1855.

THE MACMILLAN COMPANY LONDON: MACMILLAN & CO. 1906




THE HORSE



Sports Junkie

Different rackets, balls, shoes, and gadgets – with the same spirit and enthusiasm. Do you also love sports? This is the wallpaper for you.



R15561 

SEBALL

SPORTS




LACROSSE




SLEEP


Harmonious colors will help you unwind after a long day. Fairytale landscapes and chubby cherubs will guide your dreams into divine directions.




CLOUD




MOSS



DAWN




EVENINGTEA



Imagine this striking wall mural behind your bed as a headboard.





R15431 

Chubby Cherubs

Let these cheerful little fellas guard you in your sleep. The soothing blue color will help you relax.



R15432 



Panel

To keep your bedroom dark and cold is a hot tip for a good night sleep. This wall mural will help you with that.



R12883 **R**




R12884 **R**





Jungle Land

Take a slow imaginary stroll in this fairytale landscape before you close your eyes.



R14613 



R14614 



PACKED BY
RAMIREZ & Cª (FILHOS) LDA
VILA REAL DE SANTO ANTÓNIO
PENICHE E MATOSINHOS
PORTUGAL

Stucco Gloria

Turn your bedroom into a luxurious boudoir with one of these three equally seductive colors.



R15481 **R**



R15482 **R**



R15483 **R**





PACKED BY
RAMIREZ & Cª (FILHOS) LDA
VILA REAL DE SANTO ANTÓNIO
PENICHE E MATOSINHOS
PORTUGAL

Cherry Tree

The bedroom is not only the place where you fall asleep – it's also your first impression when you wake up. Let it have an air of spring with these cherry blossoms.



R15541



PACKED BY
RAMIREZ & Cª (FILHOS) LDA
VILA REAL DE SANTO ANTÓNIO
PENICHE E MATOSINHOS
PORTUGAL


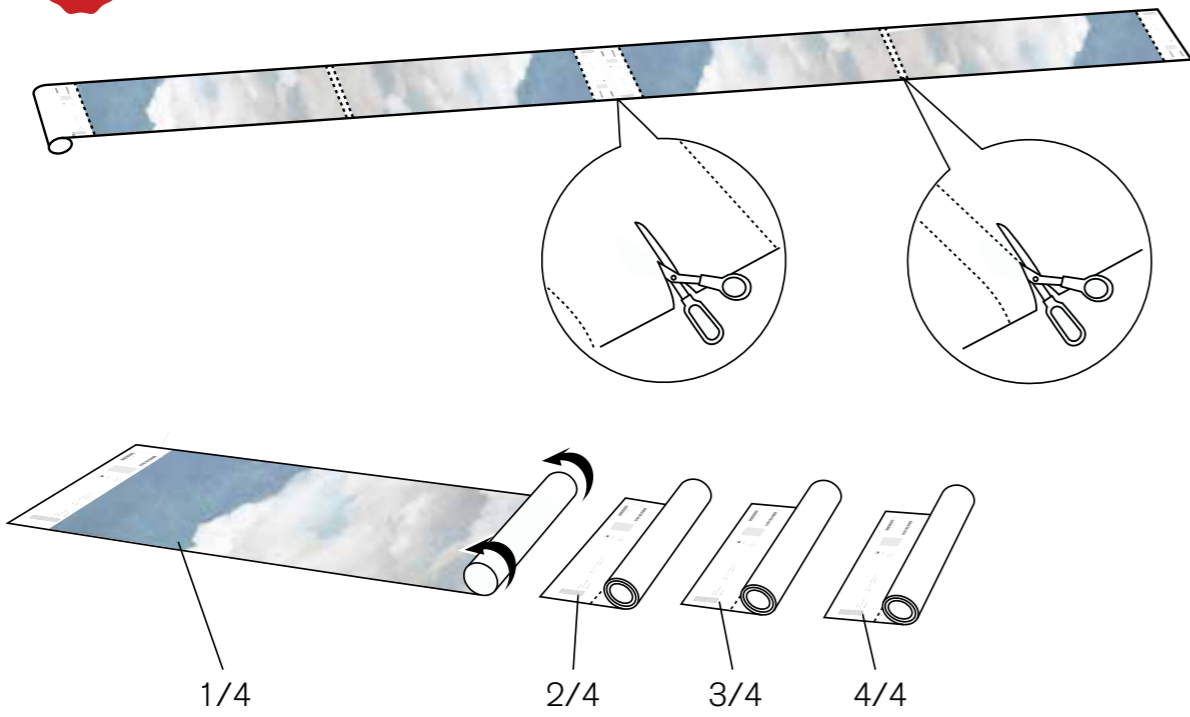


HANGING INSTRUCTIONS


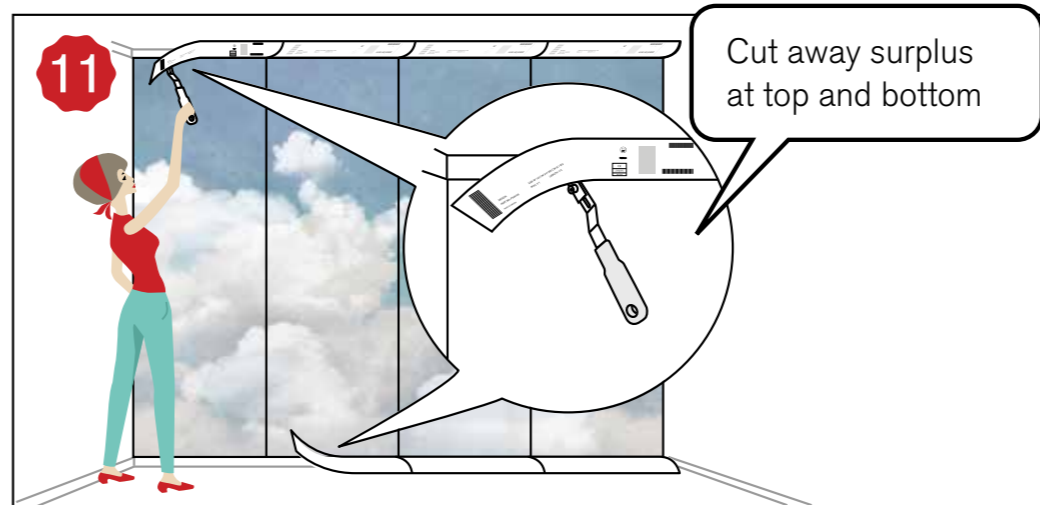
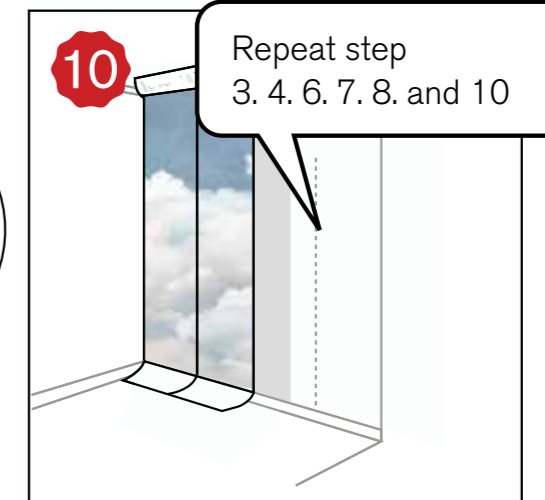
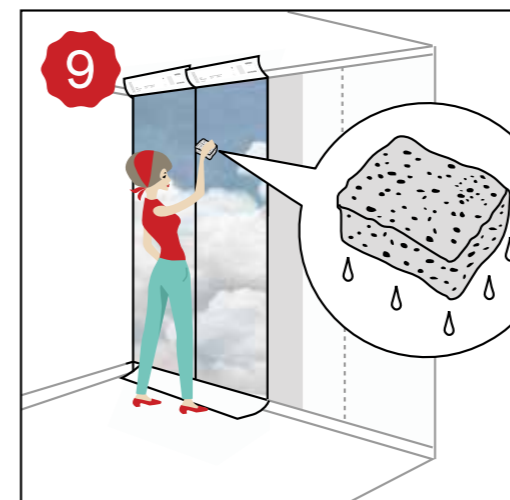
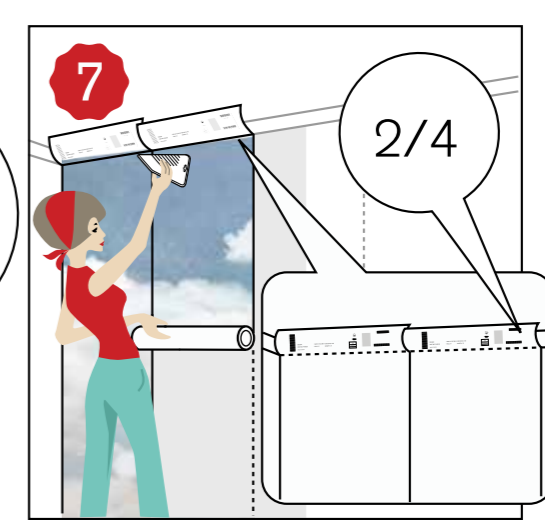
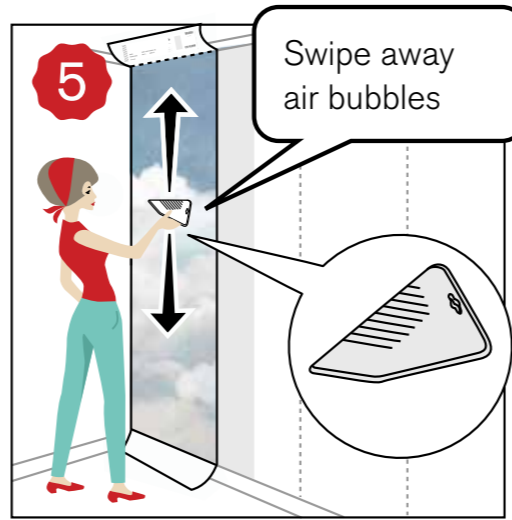
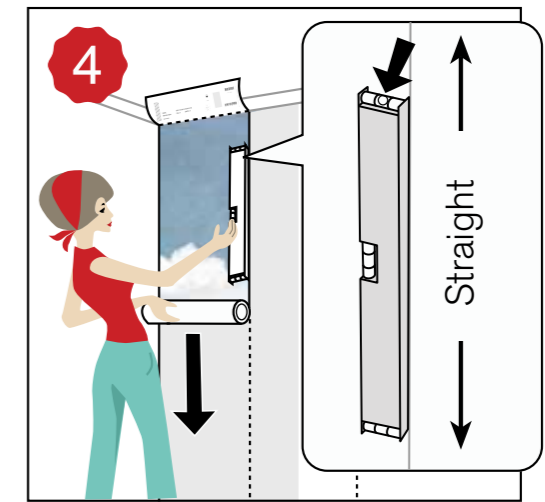
Follow these hanging instructions and your wallpaper will be up in no time!

→|← = STRAIGHT MATCH

1



45 CM





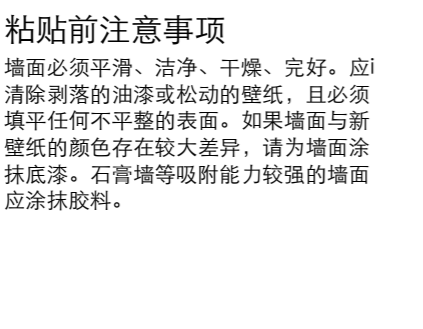
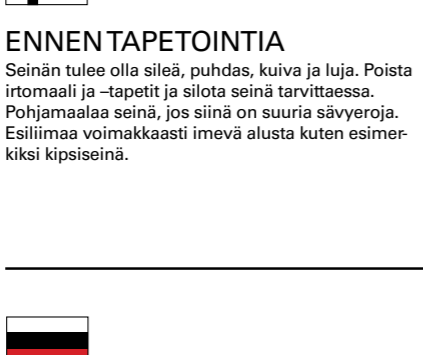
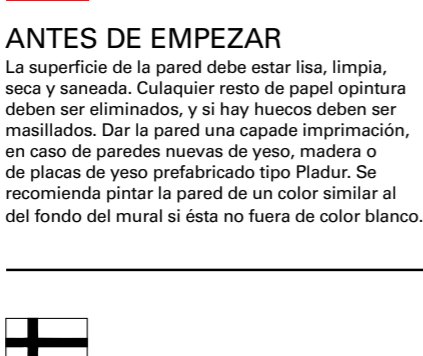
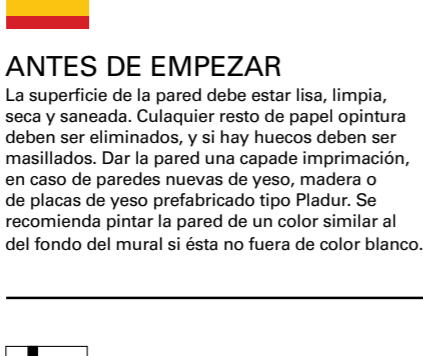
BEFORE YOU BEGIN

The surface of the wall must be smooth, clean, dry and sound. Flaking paint and loose wallpaper should be removed, and any uneven surfaces must be filled. Give the wall a prime coating if its colour is very different to the new wallpaper. Very absorbent surfaces, such as plaster walls, should be sized.



VOR DEM TAPEZIEREN

Die Wand muss glatt, sauber, trocken und gut befestigt sein. Alte, nicht fest haftende Farbreste, sowie Tapetenreste sind zu entfernen und bei Bedarf zu verspachteln. Die Wand muss neu grundiert werden, falls sie starke Farbunterschiede zur neuen Tapete aufweist. Wenn die Unterlage, wie z. B. eine Gipswand, sehr saugfähig ist, muss sie eingekleistert werden.

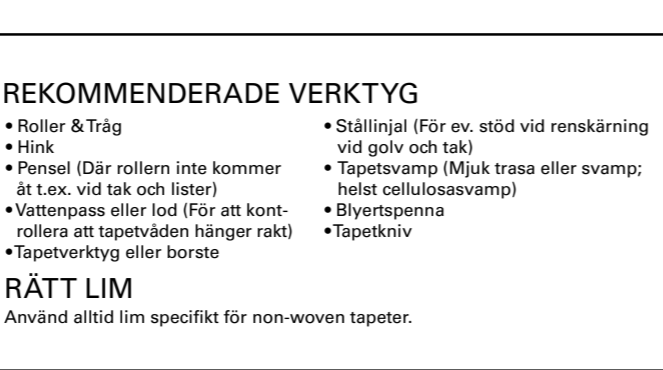


RECOMMENDED TOOLS

- Rollers and tray
- Bucket
- Pencil
- Craft knife
- Paintbrush (For the areas that the roller misses, e.g. along the ceiling and skirting boards)
- Ställinjal (För ev. stöd vid renskärning vid golv och tak)
- Tapetsvamp (Mjuk trasa eller svamp; helst cellulososvamp)
- Blyertspenna
- Tapetkniv

RIGHT ADHESIVE

Always use an adhesive specially recommended for non-woven wallpaper.

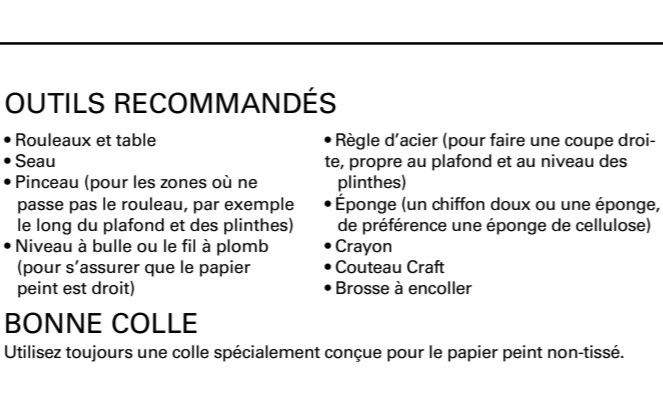


EMPFOHLENES WERKZEUG

- Roller und Schale
- Eimer
- Pinse! (für mit dem Roller nicht erreichbare Stellen, z. B. Leisten)
- Wasserwaage oder Lot (zur Kontrolle, ob die Tapetenbahn gerade hängt)
- Tapetierwerkzeug oder Bürste
- Stahllineal (eventuell als Stütze beim Feinschnitt an Decke und Fußboden)
- Tapetenschwamm (weicher Lappen oder Schwamm, möglichst ein Zelluloseschwamm)
- Bleistift
- Tapetiermesser

DER RICHTIGE KLEISTER

Es ist immer spezieller Kleister für Vliestapeten zu verwenden.


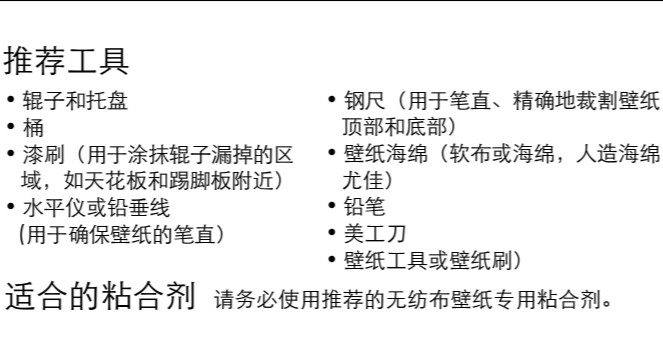
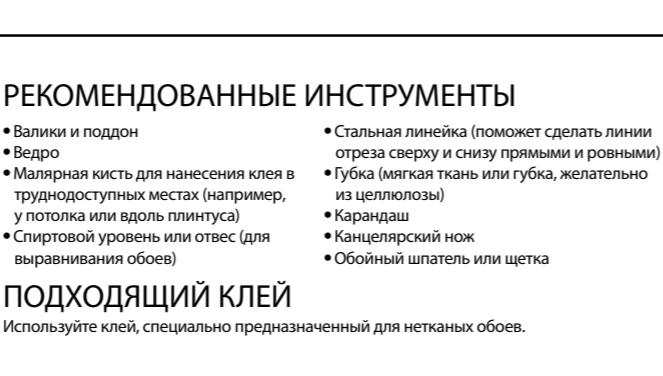
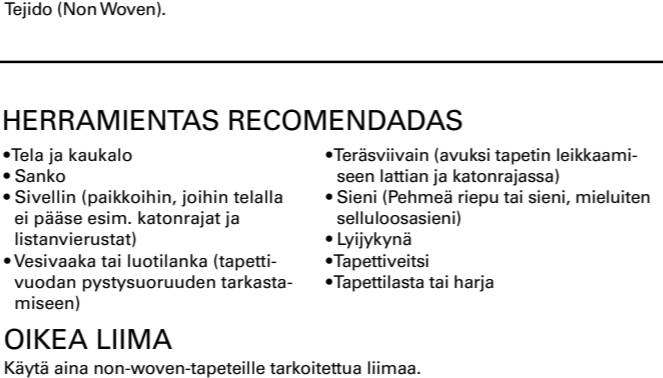


OUTILS RECOMMANDÉS

- Rouleaux et table
- Seau
- Pinceau (pour les zones où ne passe pas le rouleau, par exemple le long du plafond et des plinthes)
- Niveau à bulle ou le fil à plomb (pour s'assurer que le papier peint est droit)
- Règle d'acier (pour faire une coupe droite, propre au plafond et au niveau des plinthes)
- Eponge (un chiffon doux ou une éponge, de préférence une éponge de cellulose)
- Crayon
- Couteau Craft
- Brosse à encoller

BONNE COLLE

Utilisez toujours une colle spécialement conçue pour le papier peint non-tissé.



HANGING WALLPAPER 1 → 11

Start by dividing the lengths as indicated by the cutting symbols. Lay the lengths, with the label facing upwards, in numerical order starting with length number 1. Make sure you have all the lengths and that none of them are defective or damaged.

2-10. The lengths are numbered in the order in which they must be hung. The lengths should be hung edge to edge without any overlapping. It is essential that the first length is vertically straight. Tip: Make a pencil mark one wallpaper width along the wall near the ceiling. Hold a plumb line on the mark and draw



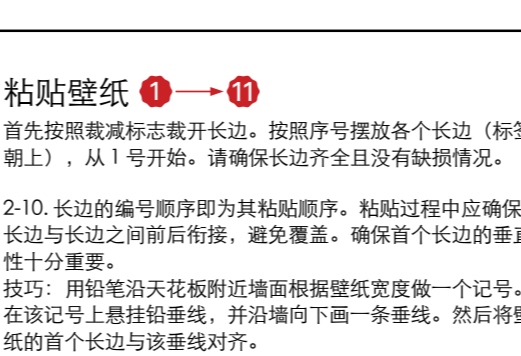
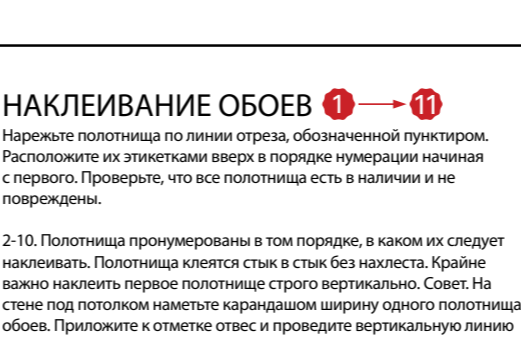
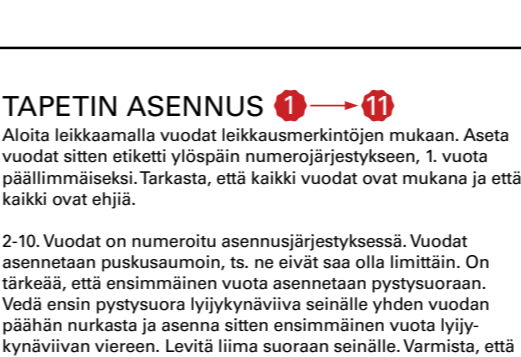
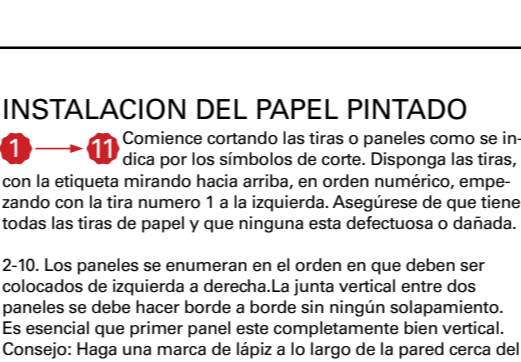
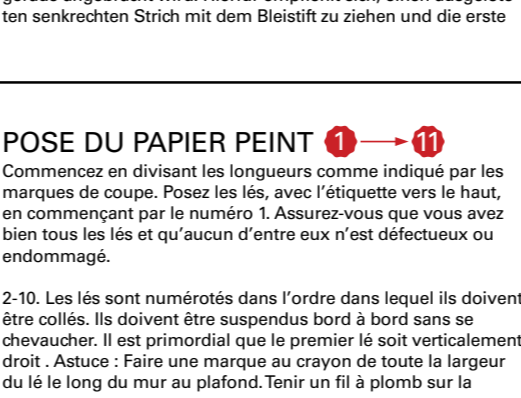
Börja med att dela isär väderna enligt skärmarkeringarna. Lägg sedan väderna med etiketten uppåt i nummerordning med väd nr.1 först. Kontrollera att alla väder är med och ingen väd är defekt eller skadad.

2-10. Alla väder är numererade i den följd de ska monteras. Väderna ska monteras kant i kant vilket innebär att de inte ska överlappas. Det är viktigt att första väden monteras rakt. Tips är att göra ett lodat blyertsstreck, en tapetväd in på väggen och

ANBRINGUNG DER TAPETE 1 → 11

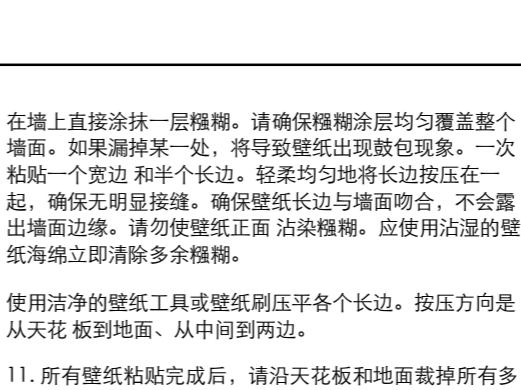
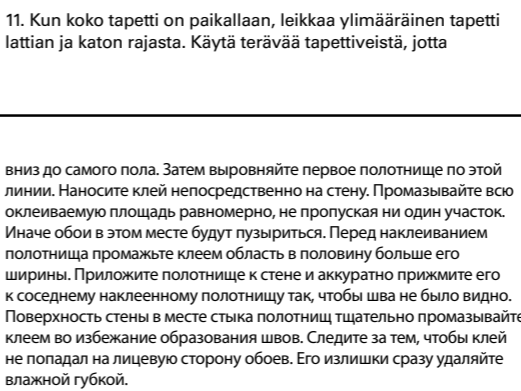
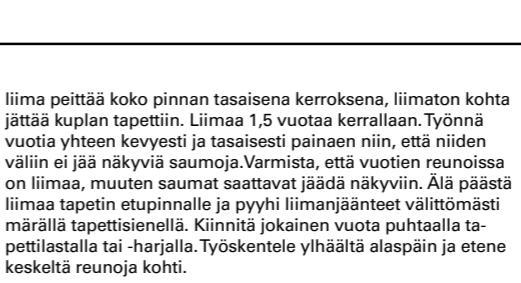
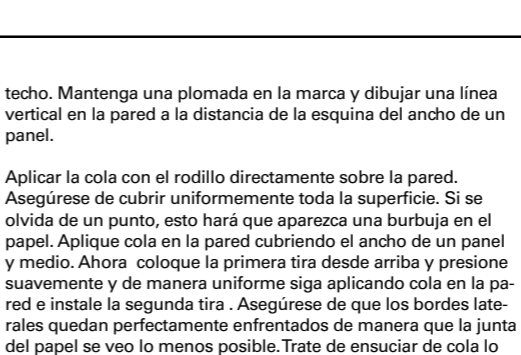
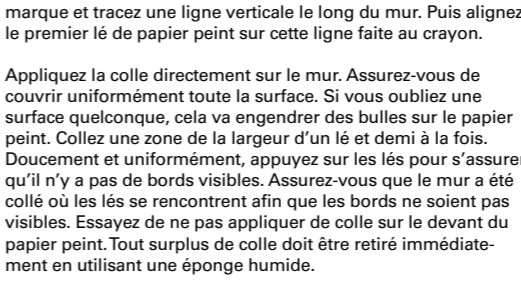
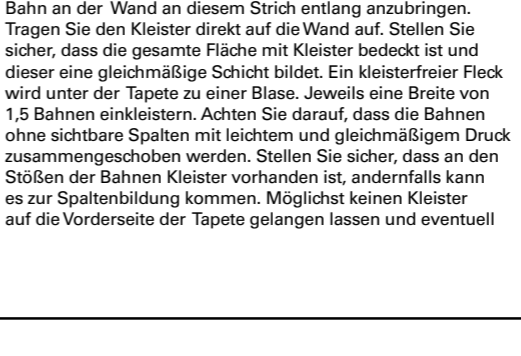
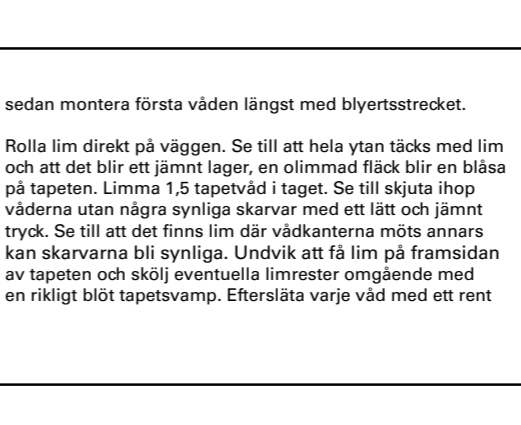
Zunächst die Bahnen den Schnittmarkierungen entsprechend abschneiden. Danach sind sie, beginnend mit Bahn Nr.1, in Nummernreihenfolge mit dem Etikett nach oben auszubreiten. Überprüfen Sie bitte, ob alle Bahnen vorhanden sind und keine beschädigt oder fehlerhaft ist.

2-10. Alle Bahnen sind in der Reihenfolge nummeriert, in der sie anzubringen sind. Sie sind auf Stoß anzubringen, dürfen sich also nicht überlappen. Es ist wichtig, dass die erste Bahn vertikal gerade angebracht wird. Hierfür empfiehlt sich, einen ausgele- ten senkrechten Strich mit dem Bleistift zu ziehen und die erste

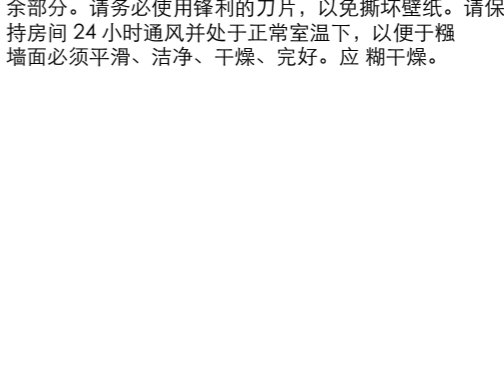


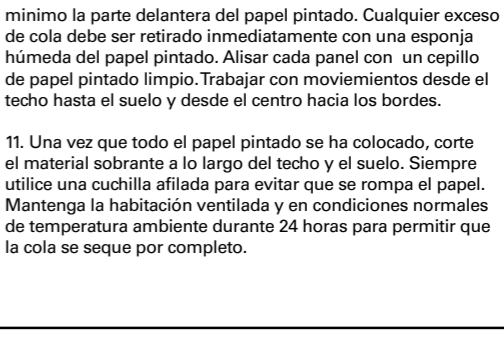
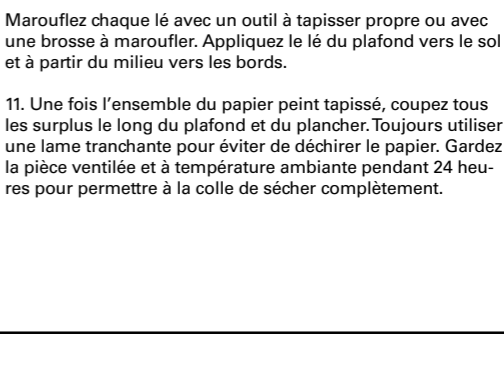
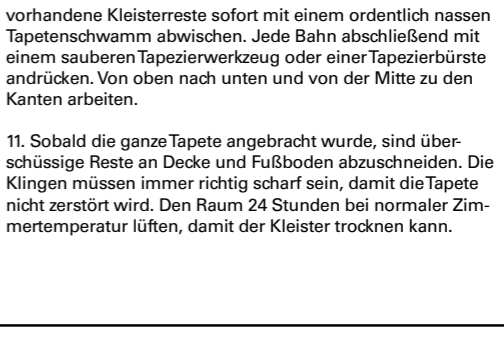
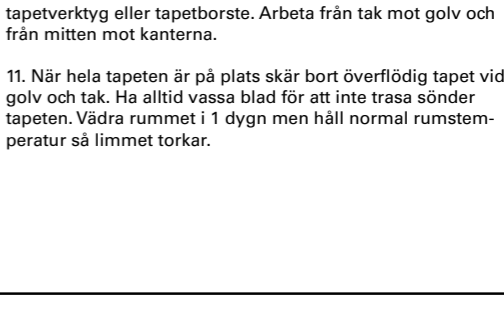
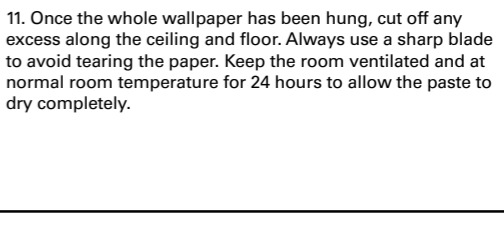


a vertical line down the wall. Then line up your first length of wallpaper with this pencil line.

Roll the paste straight onto the wall. Be sure to evenly cover the entire surface. If you miss a spot, this will cause the wallpaper to bubble. Paste an area the width of one and a half lengths at a time. Gently and evenly press the lengths together to ensure there are no visible seams. Make sure the wall has been pasted where the lengths meet so that the edges are not visible. Try not to get paste on the front of the wallpaper. Any excess paste should be removed immediately using a wet wallpaper sponge.



Smooth each length with a clean wallpapering tool or wallpaper brush. Work from the ceiling to the floor and from the middle out to the edges.



INSTRUCTIONS 79

REBEL WALLS #10 | PALETTE



R13273 | COLOR CLOUDS, GOLD **R**




R13274 | COLOR CLOUDS, MAROON **R**



R12893 | DREAM WEAVER, BURGUNDY **R**



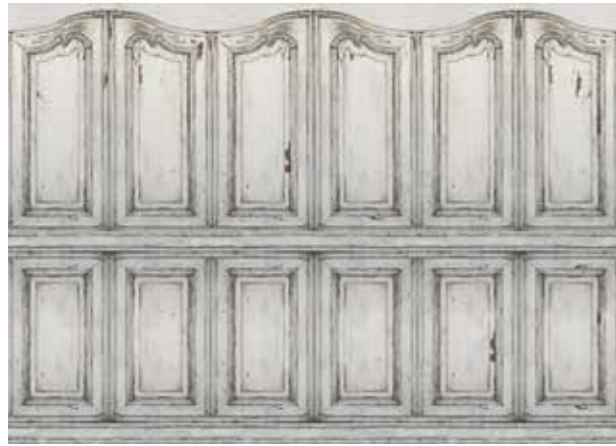
R12894 | DREAM WEAVER, VERDE **R**



R15382 | PATINATED PANELS, MOSS **R**



R15383 | PATINATED PANELS, SMOKE **R**



R15601 | PARISIAN PANELS **R**




R15602 | PARISIAN PANELS, DIP DYE BLUE **R**




R15603 | PARISIAN PANELS, DIP DYE YELLOW **R**



R15521 | VERDANT



R15491 | AIRY ARCHES **R**



R15492 | AIRY ARCHES, OXYGEN **R**




R15501 | A PRIORI



R14592 | MISCHIVEOUS MONKEYS, LUSH **R**



R15441 | FRENCH PANELS, ASHES **R**



R15442 | FRENCH PANELS **R**

80 OVERVIEW

REBEL WALLS #10 | PALETTE



R11411 | PATINATED DIAMONDS **R**



R11412 | PATINATED DIAMONDS, SAND **R**



R15361 | PINK DAWN



R15371 | AGATE **R**



R15372 | AGATE, STERLING **R**



R15571 | BIG HARLEQUIN, PLUM **R**



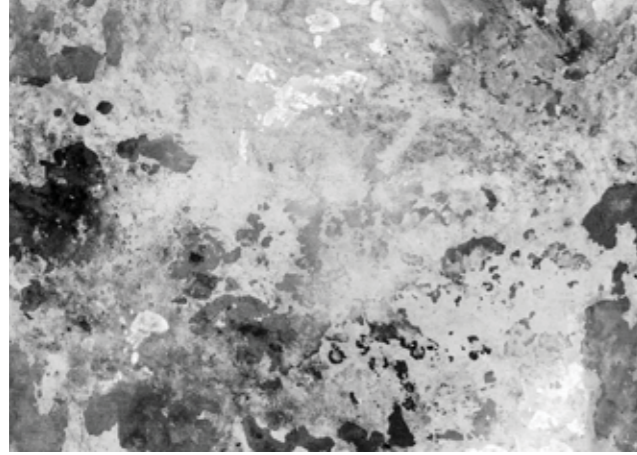
R15572 | BIG HARLEQUIN, BREEZE **R**




R15391 | BLOOMING **R**



R15471 | FRAGMENTS **R**



R15472 | FRAGMENTS, CHARCOAL **R**




R13883 | GLOBES GATHERING, BLUE **R**



R13884 | GLOBES GATHERING, DEW **R**



R15611 | CACTI



R15511 | INK COLOSSAL **R**



R15512 | INK COLOSSAL, MINT **R**



R15451 | FROZEN MOMENT



R15452 | FROZEN MOMENT, CREAM



R15461 | NOBLE FLAIR **R**



R15462 | NOBLE FLAIR, NOIR **R**




R14094 | PULSE OF PASSION, MINT **R**



R14095 | PULSE OF PASSION, PINK **R**



R15411 | CORAL CLOUDS **R**



R15591 | HORSE HERD **R**



R15592 | HORSE HERD, GOLD **R**



R15551 | HORSE MANIA **R**




R15561 | SPORTS JUNKIE **R**



R15431 | CHUBBY CHERUBS **R**



R15432 | CHUBBY CHERUBS, BLUE **R**



R12883 | PANEL, NIGHTFALL **R**



R12884 | PANEL, CAMBRIDGE GREEN **R**



R14613 | JUNGLE LAND, VERDANT **R**



R14614 | JUNGLE LAND, COLOR **R**



R15481 | STUCCO GLORIA **R**



R15482 | STUCCO GLORIA, CLAY **R**



R15483 | STUCCO GLORIA, DUSTY PINK **R**



R15541 | CHERRY TREE

82 OVERVIEW

HOW IT WORKS

- 1) Select your wallpaper from the collection book or on our website.
- 2) Measure the width and the height of your wall.
- 3) Add the width and height of your wall to your order. We produce the wallpaper with your measurements and deliver in a few days.

ARTICLE NO	NAME	PAGE	ARTICLE NO	NAME	PAGE
R11411	Patinated Diamonds	28-29	R15451	Frozen Moment	50-51
R11412	Patinated Diamonds, Sand	28-29	R15452	Frozen Moment, Cream	50-51
R12883	Panel, Nightfall	70-71	R15461	Noble Flair	52-53
R12884	Panel, Cambridge Green	70-71	R15462	Noble Flair, Noir	52-53
R12893	Dream Weaver, Burgundy	10-11	R15471	Fragments	40-41
R12894	Dream Weaver, Verde	10-11	R15472	Fragments, Charcoal	40-41
R13273	Color Clouds, Gold	8-9	R15481	Stucco Gloria	74-75
R13274	Color Clouds, Maroon	8-9	R15482	Stucco Gloria, Clay	74-75
R13883	Globes Gathering, Blue	44-45	R15483	Stucco Gloria, Dusty Pink	74-75
R13884	Globes Gathering, Dew	44-45	R15491	Airy Arches	20-21
R14094	Pulse of Passion, Mint	56-57	R15492	Airy Arches, Oxygen	20-21
R14095	Pulse of Passion, Pink	56-57	R15501	A Priori	22-23
R14592	Mischievous Monkeys, Lush	24-25	R15511	Ink Colossal	48-49
R14613	Jungle Land, Verdant	72-73	R15512	Ink Colossal, Mint	48-49
R14614	Jungle Land, Color	72-73	R15521	Verdant	16-17
R15361	Pink Dawn	32-33	R15541	Cherry Tree	76-77
R15371	Agate	34-45	R15551	Horse Mania	62-63
R15372	Agate, Sterling	34-35	R15561	Sports Junkie	64-65
R15382	Patinated Panels, Moss	12-13	R15571	Big Harlequin, Plum	36-37
R15383	Patinated Panels, Smoke	12-13	R15572	Big Harlequin, Breeze	36-37
R15391	Blooming	38-39	R15591	Horse Herd	60-61
R15411	Coral Clouds	58-59	R15592	Horse Herd, Gold	60-61
R15431	Chubby Cherubs	68-69	R15601	Parisian Panels	14-15
R15432	Chubby Cherubs, Blue	68-69	R15602	Parisian Panels, Dip Dye Blue	14-15
R15441	French Panels, Ashes	26-27	R15603	Parisian Panels, Dip Dye Yellow	14-15
R15442	French Panels	26-27	R15611	Cacti	46-47

BE A REBEL
CLAIM YOUR SPACE
It's only wallpaper

ABOUT US

Rebel Walls is a Swedish wallpaper company with design studio and production in Borås. The company offers a wide selection of designer wallpapers as well as the opportunity to create designs of your own. Rebel Walls' production is environmentally friendly in waste and energy usage.



Thanks to our digital printing technique and proximity to our production, we can offer a diverse and on-trend selection of wall murals.



REBEL WALLS • +46 (33) 20 80 00 • WWW.REBELWALLS.COM • FACEBOOK, INSTAGRAM AND PINTEREST: #REBELWALLS

© REBEL WALLS, ALL RIGHTS RESERVED | GRAPHIC DESIGN AND PREPRINT PRODUCTION: NEXT AB | PRINT AND BOOK MANUFACTURING: BOOKS | SPECIAL THANKS TO RUM.21.SE AND AQUAMARINO.SE



BE A REBEL - CLAIM YOUR SPACE